



Revolution Products

# Fielded Panel Library Furniture 2010 Price List



Revolution Products  
109 White Oak Road, Bldg. C1  
Greenville, SC 29609  
800-241-9810 / Fax: 800-241-9827

# Fielded Panel

Welcome to **Fielded** from Revolution Products. Based in the Transitional Style of furniture **Fielded** will compliment any architectural setting.

## Index

---

- |       |   |            |
|-------|---|------------|
| I.    | Terms and Conditions  |            |
| II.   | <b>Fielded Panel</b> Reading Tables                                 | Pg. 3      |
| III.  | <b>Fielded Panel</b> IT Tables with monitor racks                   | Pg. 4      |
| IV.   | <b>Basics Tapered</b> Reading Tables                                | Pgs. 5-7   |
| V.    | <b>Basics Tapered</b> IT Tables with monitor racks                  | Pgs. 8-9   |
| VI.   | <b>Fielded</b> IT Workstations with adjustable height work surfaces | Pgs. 10-11 |
| VII.  | <b>Fielded</b> Single Face & Hexagonal Study Study Carrels          | Pg. 12     |
| VIII. | <b>Fielded</b> Double Face Study Carrels                            | Pg. 13     |
| IX.   | <b>Fielded</b> Display Units  | Pg. 14     |
| X.    | <b>Fielded</b> End Panels 3/4" THICK                                | Pgs. 15-21 |
| XI.   | <b>Fielded</b> End Panels 1 1/4" THICK                              | Pgs. 22-28 |



# Fielded Panel

**Terms of Sale:** All prices are FOB Greenville, SC. Net 30 days from date of shipment. All prices are list and subject to change without notice. Interest of 2% per month will be assessed on past due invoices. Possession of price list does not constitute authority to purchase or sell products herein.

**Taxes:** All applicable taxes are extra. If a client is tax exempt please provide tax certificate.

**Ordering:** Orders must have all pertinent information provided before they will be processed and entered including model numbers, quantities and finish, laminate and fabric selections where appropriate. Please provide a requested by date, or not to ship before date on your order.

**Warranty:** All items are warranted for 10 years unless otherwise stated. Warranty is for initial purchaser and only valid as long as the product is owned by original customer. The warranty, which begins at date of manufacture, covers defects in materials and workmanship found during the normal usage of product during the warranty period. Revolution Products will at it's option repair or replace the defective product with a comparable component or product. Warranty does not cover any "Customers Own Material" used in manufacture. Except as stated above, Revolution Products makes no express or implied warranties as to any product and in particular makes no warranty of fitness for any particular use. At Revolution Products option, product repair, or replacement is the customer's exclusive remedy for any and all product defects.

**BIFMA and ANSI Testing:** All products offered by Revolution Products meet or exceed applicable BIFMA and ANSI testing standards.

**New Accounts:** New Accounts can only be established with the approval of a Revolution Products representative. New accounts will be subject to special credit reference requirements and deposit terms before they are approved.



# Fielded Panel

## FIELDDED PANEL READING TABLES

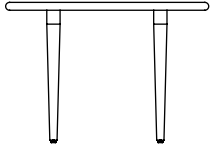


MODEL NUMBER	DESCRIPTION	LIST PRICE
FF-3060-O	Table 30" deep x 60" wide, HPL top 1 1/4" thick with 1 1/4" high x 3/4" deep oak bullnose or square edge banding on the two long edges, 1 1/4" thick fielded panel ends have thick 2 3/4" solid oak edge banding on all edges with flush center panel, a box keel runs the length of the table bolting into imbedded threaded inserts in the end panel for structural support and to prevent lateral deflection	2278.00
FF-3660-O	Table 36" deep x 60" wide, HPL top 1 1/4" thick with 1 1/4" high x 3/4" deep oak bullnose or square edge banding on the two long edges, 1 1/4" thick fielded panel ends have thick 2 3/4" solid oak edge banding on all edges with flush center panel, a box keel runs the length of the table bolting into imbedded threaded inserts in the end panel for structural support and to prevent lateral deflection	2369.00
FF-3672-O	Table 36" deep x 72" wide, HPL top 1 1/4" thick with 1 1/4" high x 3/4" deep oak bullnose or square edge banding on the two long edges, 1 1/4" thick fielded panel ends have thick 2 3/4" solid oak edge banding on all edges with flush center panel, a box keel runs the length of the table bolting into imbedded threaded inserts in the end panel for structural support and to prevent lateral deflection	2521.00
FF-3690-O	Table 36" deep x 90" wide, HPL top 1 1/4" thick with 1 1/4" high x 3/4" deep oak bullnose or square edge banding on the two long edges, 1 1/4" thick fielded panel ends have thick 2 3/4" solid oak edge banding on all edges with flush center panel, a box keel runs the length of the table bolting into imbedded threaded inserts in the end panel for structural support and to prevent lateral deflection	2751.00
FF-4872-O	Table 48" deep x 72" wide, HPL top 1 1/4" thick with 1 1/4" high x 3/4" deep oak bullnose or square edge banding on the two long edges, 1 1/4" thick fielded panel ends have thick 2 3/4" solid oak edge banding on all edges with flush center panel, a box keel runs the length of the table bolting into imbedded threaded inserts in the end panel for structural support and to prevent lateral deflection	3140.00
FF-4890-O	Table 48" deep x 90" wide, HPL top 1 1/4" thick with 1 1/4" high x 3/4" deep oak bullnose or square edge banding on the two long edges, 1 1/4" thick fielded panel ends have thick 2 3/4" solid oak edge banding on all edges with flush center panel, a box keel runs the length of the table bolting into imbedded threaded inserts in the end panel for structural support and to prevent lateral deflection	3445.00





# Fielded Panel

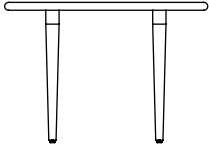


## BASICS TAPERED LEG READING TABLES

MODEL NUMBER	DESCRIPTION	LIST PRICE
F-3648-O	Table 36" deep x 48" wide, HPL top 1 1/4" thick with 1 1/4" high x 3/4" deep bullnose or square edge banding on all edges in oak, legs are solid oak 2 3/8" square at the top tapered to 1 1/2" at the base of the leg, each leg has a flat metal plate attached to the top side of the leg through the use of a barrel nut and threaded bolt, the flat metal plate attaches to the underside of the work surface with mechanical fasteners	1723.00
F-3060-O	Table 30" deep x 60" wide, HPL top 1 1/4" thick with 1 1/4" high x 3/4" deep edge bullnose or square edge banding on all edges in oak, legs are solid oak 2 3/8" square at the top tapered to 1 1/2" at the base of the leg, each leg has a flat metal plate attached to the top side of the leg through the use of a barrel nut and threaded bolt, the flat metal plate attaches to the underside of the work surface with mechanical fasteners	1838.00
F-3660-O	Table 36" deep x 60" wide, HPL top 1 1/4" thick with 1 1/4" high x 3/4" deep edge bullnose or square edge banding on all edges in oak, legs are solid oak 2 3/8" square at the top tapered to 1 1/2" at the base of the leg, each leg has a flat metal plate attached to the top side of the leg through the use of a barrel nut and threaded bolt, the flat metal plate attaches to the underside of the work surface with mechanical fasteners	1953.00
F-3672-O	Table 36" deep x 72" wide, HPL top 1 1/4" thick with 1 1/4" high x 3/4" deep edge bullnose or square edge banding on all edges in oak, legs are solid oak 2 3/8" square at the top tapered to 1 1/2" at the base of the leg, each leg has a flat metal plate attached to the top side of the leg through the use of a barrel nut and threaded bolt, the flat metal plate attaches to the underside of the work surface with mechanical fasteners, a V shaped metal keel is used to support the underside of the top	2002.00
F-3696-O	Table 36" deep x 96" wide, HPL top 1 1/4" thick with 1 1/4" high x 3/4" deep bullnose or square edge banding on all edges in oak, legs are solid oak 2 3/8" square at the top tapered to 1 1/2" at the base of the leg, each leg has a flat metal plate attached to the top side of the leg through the use of a barrel nut and threaded bolt, the flat metal plate attaches to the underside of the work surface with mechanical fasteners, a V shaped metal keel is used to support the underside of the top	2261.00



# Fielded Panel

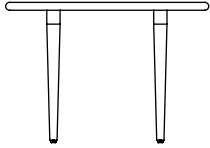


## BASICS TAPERED LEG READING TABLES

MODEL NUMBER	DESCRIPTION	LIST PRICE
F-4272-O	Table 42" deep x 72" wide, HPL top 1 1/4" thick with 1 1/4" high x 3/4" deep	2129.00
	bullnose or square edge banding on all edges in oak, legs are solid oak 2 3/8"	
	square at the top tapered to 1 1/2" at the base of the leg, each leg has a flat	
	metal plate attached to the top side of the leg through the use of a barrel nut and	
	threaded bolt, the flat metal plate attaches to the underside of the work surface	
	with mechanical fasteners, a V shaped metal keel supports the underside of the	
	top	
F-4284-O	Table 42" deep x 84" wide, HPL top 1 1/4" thick with 1 1/4" high x 3/4" deep	2566.00
	bullnose or square edge banding on all edges in oak, legs are solid oak 2 3/8"	
	square at the top tapered to 1 1/2" at the base of the leg, each leg has a flat	
	metal plate attached to the top side of the leg through the use of a barrel nut and	
	threaded bolt, the flat metal plate attaches to the underside of the work surface	
	with mechanical fasteners, a V shaped metal keel supports the underside of the	
	top	
F-4296-O	Table 42" deep x 96" wide, HPL top 1 1/4" thick with 1 1/4" high x 3/4" deep	2698.00
	bullnose or square edge banding on all edges in oak, legs are solid oak 2 3/8"	
	square at the top tapered to 1 1/2" at the base of the leg, each leg has a flat	
	metal plate attached to the top side of the leg through the use of a barrel nut and	
	threaded bolt, the flat metal plate attaches to the underside of the work surface	
	with mechanical fasteners, a V shaped metal keel to supports underside of the	
	top	
F-4872-O	Table 48" deep x 72" wide, HPL top 1 1/4" thick with 1 1/4" high x 3/4" deep	2232.00
	bullnose or square edge banding on all edges in oak, legs are solid oak 2 3/8"	
	square at the top tapered to 1 1/2" at the base of the leg, each leg has a flat	
	metal plate attached to the top side of the leg through the use of a barrel nut and	
	threaded bolt, the flat metal plate attaches to the underside of the work surface	
	with mechanical fasteners, 2 each V shaped metal keels are used to support	
	the underside of the top	
F-4884-O	Table 48" deep x 84" wide, HPL top 1 1/4" thick with 1 1/4" high x 3/4" deep	2670.00
	bullnose or square edge banding on all edges in oak, legs are solid oak 2 3/8"	
	square at the top tapered to 1 1/2" at the base of the leg, each leg has a flat	
	metal plate attached to the top side of the leg through the use of a barrel nut and	
	threaded bolt, the flat metal plate attaches to the underside of the work surface	
	with mechanical fasteners, 2 each V shaped metal keels are used to support	
	the underside of the top	



# Fielded Panel

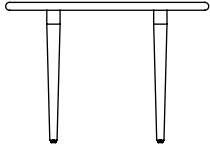


## BASICS TAPERED LEG READING TABLES

MODEL NUMBER	DESCRIPTION	LIST PRICE
F-4896-O	Table 48" deep x 96" wide, HPL top 1 1/4" thick with 1 1/4" high x 3/4" deep bullnose or square edge banding on all edges in oak, legs are solid oak 2 3/8" square at the top tapered to 1 1/2" at the base of the leg, each leg has a flat metal plate attached to the top side of the leg through the use of a barrel nut and threaded bolt, the flat metal plate attaches to the underside of the work surface with mechanical fasteners, 2 V shaped metal keels support the underside of the top	2812.00
F-4242-O	Table 42" square, HPL top 1 1/4" thick with 1 1/4" high x 3/4" deep bullnose or square edge banding on all edges in oak, legs are solid oak 2 3/8" square at the top tapered to 1 1/2" at the base of the leg, each leg has a flat metal plate attached to the top side of the leg through the use of a barrel nut and threaded bolt, the flat metal plate attaches to the underside of the work surface with mechanical fasteners	1803.00
F-4848-O	Table 48" square, HPL top 1 1/4" thick with 1 1/4" high x 3/4" deep bullnose or square edge banding on all edges in oak, legs are solid oak 2 3/8" square at the top tapered to 1 1/2" at the base of the leg, each leg has a flat metal plate attached to the top side of the leg through the use of a barrel nut and threaded bolt, the flat metal plate attaches to the underside of the work surface with mechanical fasteners	1937.00
F-42R-O	Table 42" round, HPL top 1 1/4" thick with 1 1/4" high x 3/4" deep bullnose or square edge banding on all edges in oak, legs are solid oak 2 3/8" square at the top tapered to 1 1/2" at the base of the leg, each leg has a flat metal plate attached to the top side of the leg through the use of a barrel nut and threaded bolt, the flat metal plate attaches to the underside of the work surface with mechanical fasteners	1839.00
F-48R-O	Table 48" round, HPL top 1 1/4" thick with 1 1/4" high 3/4" deep bullnose or square edge banding on all edges in oak, legs are solid oak 2 3/8" square at the top tapered to 1 1/2" at the base of the leg, each leg has a flat metal plate attached to the top side of the leg through the use of a barrel nut and threaded bolt, the flat metal plate attaches to the underside of the work surface with mechanical fasteners	2047.00
SUFFIX -M	For maple tables change suffix O to M and add 7 percent	
SUFFIX-C	For cherry tables change suffix O to C an consult factory for up charge.	



# Fielded Panel

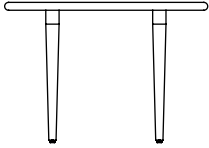


## BASICS TAPERED LEG INFORMATION TECHNOLOGY TABLES WITH MONITOR RACKS

MODEL NUMBER	DESCRIPTION	LIST PRICE
F-3036-O-IT	IT table 30" deep x 36" wide, HPL top 1 1/4" thick with 1 1/4" high x 3/4" deep oak bullnose or square edge banding on all edges, 10" high monitor rack across the back extending forward 10" on each end, legs are solid oak 2 3/8" square at the top tapered to 1 1/2" at the base of the leg, each leg has a flat metal plate attached to the top side of the leg through the use of a barrel nut and threaded bolt, the flat metal plate attaches to the underside of the work surface with mechanical fasteners	2328.00
F-3048-O-IT	IT table 30" deep x 48" wide, HPL top 1 1/4" thick with 1 1/4" high x 3/4" deep oak bullnose or square edge banding on all edges, 10" high monitor rack across the back extending forward 10" on each end, legs are solid oak 2 3/8" square at the top tapered to 1 1/2" at the base of the leg, each leg has a flat metal plate attached to the top side of the leg through the use of a barrel nut and threaded bolt, the flat metal plate attaches to the underside of the work surface with mechanical fasteners	2435.00
F-3060-O-IT	IT table 30" deep x 60" wide, HPL top 1 1/4" thick with 1 1/4" high x 3/4" deep oak bullnose or square edge banding on all edges, 10" high monitor rack across the back extending forward 10" on each end, legs are solid oak 2 3/8" square at the top tapered to 1 1/2" at the base of the leg, each leg has a flat metal plate attached to the top side of the leg through the use of a barrel nut and threaded bolt, the flat metal plate attaches to the underside of the work surface with mechanical fasteners	2738.00
F-3072-O-IT2	IT table 30" deep x 72" wide, HPL top 1 1/4" thick with 1 1/4" high x 3/4" deep oak bullnose or square edge banding on all edges, 10" high monitor rack across the back extending forward 10" on each end, and 10" at the center point, dividing the table into 2 separate work spaces, legs are solid oak 2 3/8" square at the top tapered to 1 1/2" at the base of the leg, each leg has a flat metal plate attached to the underside of the leg through the use of a barrel nut and threaded bolt, the flat metal plate attaches to the underside of the work surface with mechanical fasteners	2738.00



# Fielded Panel




## BASICS TAPERED LEG INFORMATION TECHNOLOGY TABLES WITH MONITOR RACKS

MODEL NUMBER	DESCRIPTION	LIST PRICE
F-3096-O-IT2	IT table 30" deep x 96" wide, HPL top 1 1/4" thick with 1 1/4" high x 3/4" deep oak bullnose or square edge banding on all edges, 10" high monitor rack across the back extending forward 10" on each end, and 10" at the center point, dividing the table into 2 separate work areas, leg frames consist of an end apron doweled and glued into 2 legs, legs are solid oak 2 3/8" square at the top tapered to 1 1/2" at the base of the leg, each leg has a flat metal plate attached to the top side of the leg through the use of a barrel nut and threaded bolt, the flat metal plate attaches to the underside of the work surface with mechanical fasteners, a box frame runs the length of the table between the two end frames bolting to the end frames and attaching to the underside of the top with mechanical fasteners	3428.00
F-3096-O-IT3	IT table 30" deep x 96" wide, HPL top 1 1/4" thick with 1 1/4" high x 3/4" deep oak bullnose or square edge banding on all edges, 10" high monitor rack across the back extending forward 10" on each end, and 10" at two points point, dividing the table top into 3 separate work areas, leg frames consist of an end apron doweled and glued into 2 legs, legs are solid oak 2 3/8" square at the top tapered to 1 1/2" at the base of the leg, each leg has a flat metal plate attached to the top side of the leg through the use of a barrel nut and threaded bolt, the flat metal plate attaches to the underside of the work surface with mechanical fasteners, a box frame runs the length of the table between the two end frames bolting to the end frames and attaching to the underside of the top with mechanical fasteners	3520.00
SUFFIX -M	For maple IT tables change suffix O to M and add 5 percent	
SUFFIX -C	For cherry tables change suffix O to C an consult factory for up charge.	



# Fielded Panel



## SINGLE FACE INFORMATION TECHNOLOGY WORK STATIONS WITH ADJUSTABLE HEIGHT WORK SURFACE

MODEL NUMBER	DESCRIPTION	LIST PRICE
F-3136-O-ITS	IT work station starter 31" deep x 36" wide x 39" high, 1 1/4" thick end panels	2530.00
	with 2 3/4" solid oak edge banding with fielded panel design, adjustable height	
	HPL work surface 1 1/4" thick with 3/4" deep solid oak bullnose or square edge banding	
F-3136-O-ITS-A	IT work station adder 31" deep x 36" wide x 39" high, 1 1/4" thick intermediate	2156.00
	panel with 1/4" solid oak edge banding, adjustable height HPL work surface	
	1 1/4" thick with 3/4" deep solid oak bullnose or square edge banding	
F-3148-O-ITS	IT work station starter 31" deep x 48" wide x 39" high, 1 1/4" thick end panels	3049.00
	with 2 3/4" solid oak edge banding with fielded panel design, adjustable height	
	HPL top 1 1/4" thick with 3/4" deep solid oak bullnose or square edge banding	
F-3148-O-ITS-A	IT work station adder 31" deep x 48" wide x 39" high, 1 1/4" thick intermediate	2491.00
	panel with 1/4" solid oak edge banding, adjustable height HPL work surface	
	1 1/4" thick with 3/4" deep solid oak bullnose or square edge banding	
F-3172-O-ITS	IT work station starter 31" deep x 72" wide x 39" high, 1 1/4" thick end panels	4222.00
	with 2 3/4" solid oak edge banding with fielded panel design, adjustable height	
	HPL top 1 1/4" thick with 3/4" deep solid oak bullnose or square edge banding	
F-3172-O-ITS-A	IT work station adder 31" deep x 72" wide x 39" high, 1 1/4" thick intermediate	3761.00
	panel with 1/4" solid oak edge banding, adjustable height HPL work surface	
	1 1/4" thick with 3/4" deep solid oak bullnose or square edge banding	
F-2522-O-ITS-HD	IT end of range station 22" deep x 25" wide x 39" high, 1 1/4" thick end panels	3106.00
	with 2 3/4" solid oak edge banding with fielded panel design, HPL work surface	
	1 1/4" thick with 3/4" deep solid oak bullnose or square edge banding, locking	
	hinged doors with base shelf	



# Fielded Panel




## DOUBLE FACE INFORMATION TECHNOLOGY WORK STATIONS WITH ADJUSTABLE HEIGHT WORK SURFACE

MODEL NUMBER	DESCRIPTION	LIST PRICE
F-3136-O-ITDF	Information Technology work station, double faced, starter 61" deep x 37 1/2" wide x 39" high, 1 1/4" thick end panels with 2 3/4" wide oak edge banding with fielded panel design, 2 each 1 1/4" thick HPL work surfaces with 3/4" deep solid oak bullnose or square edge banding	3966.00
F-3136-O-ITDF-A	Information Technology work station, double faced, adder 61" deep x 36 1/4" wide x 39" high, 1 1/4" thick intermediate panel with 1/4" thick edge banding, 2 each 1 1/4" HPL work surfaces with 3/4" deep solid oak bullnose or square edge banding	2708.00
F-3148-O-ITDF	Information Technology work station, double faced, starter 61" deep x 49 1/2" wide x 39" high, 1 1/4" thick end panels with 2 3/4" wide oak edge banding with fielded panel design, 2 each 1 1/4" thick HPL work surfaces with 3/4" deep solid oak bullnose or square edge banding	4562.00
F-3148-O-ITDF-A	Information Technology work station, double faced, adder 61" deep x 48 1/4" wide x 39" high, 1 1/4" thick intermediate panel with 1/4" thick edge banding, 2 each 1 1/4" thick HPL work surfaces with 3/4" deep solid oak bullnose or square edge banding	3071.00
F-3172-O-ITDF	Information Technology work station, double faced, starter 61" deep x 73 1/2" wide x 48" high, 1 1/4" thick end panels with 2 3/4" wide edge banding in fielded panel design, 2 each 1 1/4" thick HPL work surfaces with 3/4" deep solid oak bullnose or square edge banding	6039.00
F-3172-O-ITDF-A	Information Technology work station, double faced, adder 61" deep x 72 1/4" wide x 39" high, 1 1/4" thick intermediate panel with 1/4" thick edge banding, 2 each 1 1/4" thick HPL work surfaces with 3/4" deep solid oak bullnose or square edge banding	4304.00
SUFFIX-M	For maple carrels change suffix O to M and add 7 percent.	
SUFFIX-C	For cherry tables change suffix O to C an consult factory for up charge.	



# Fielded Panel



## SINGLE FACE & HEXAGONAL STUDY CARRELS

MODEL NUMBER	DESCRIPTION	LIST PRICE
F-3136-O-C	Carrel work station starter 31" deep x 37 1/2" wide x 48" high, 1 1/4" thick end panels with 2 3/4" thick solid oak edge banding with fielded panel design, 1 1/4" thick HPL work surface with 3/4" deep solid oak bullnose or square edge banding	2531.00
F-3136-O-C-A	Carrel work station adder 31" deep x 36 1/2" wide x 48" high, 1 1/4" thick intermediate panel with 1/4" thick edge banding, 1 1/4" thick HPL work surface with 3/4" deep solid oak edge bullnose or square edge banding	1759.00
F-3150-O-C	Carrel work station starter 31" deep x 49 1/2" wide x 48" high, 1 1/4" thick end panels with 2 3/4" thick solid oak edge banding with fielded panel design, 1 1/4" thick HPL work surface with 3/4" deep solid oak bullnose or square edge banding	2991.00
F-3148-O-C-A	Carrel work station adder 31" deep x 48 1/4" wide x 48" high, 1 1/4" thick intermediate panel with 1/4" thick edge banding, 1 1/4" thick HPL work surface with 3/4" deep solid oak bullnose or square edge banding	2208.00
F-3174-O-C	Carrel work station starter 31" deep x 73 1/2" wide x 48" high, 1 1/4" thick end panels with 2 3/4" thick solid oak edge banding with fielded panel design, 1 1/4" thick HPL work surface with 3/4" deep solid oak bullnose or square edge banding	4026.00
F-3172-O-C-A	Carrel work station adder 31" deep x 72 1/4" wide x 48" high, 1 1/4" thick intermediate panel with 1/4" thick edge banding, 1 1/4" thick HPL work surface with 3/4" deep solid oak bullnose or square edge banding	3221.00

F-9898-O-HEX	Hexagonal OPAC station with 6 work spaces 98" x 98" with central core for wiring access, 1 1/4" thick HPL work surfaces with 3/4" deep solid oak bullnose or square edge banding, 1 1/8" thick divider panels with 1/4" thick solid oak edge banding	10122.00
F-9849-O-1/2HEX	Half hexagonal OPAC station with 3 work spaces 98" x 49" with open central core for wiring access, 1 1/4" thick HPL work surfaces with 3/4" deep solid oak bullnose or square edge banding, 1 1/8" thick divider panels with 1/4" thick solid oak edge banding	6556.00



# Fielded Panel




## DOUBLE FACE STUDY CARRELS

MODEL NUMBER	DESCRIPTION	LIST PRICE
F-3136-O-CDF	Carrel work station, double faced, starter 61" deep x 37 1.2" wide x 48" high,	3681.00
	1 1/4" thick end panels with 2 3/4" wide edge banding in fielded panel design,	
	2 each 1 1/4" thick HPL work surfaces with 3/4" deep solid oak bullnose or	
	square edge banding	
F-3136-O-CDF-A	Carrel work station, double faced, adder 61" deep x 36 1/4" wide x 48" high,	2531.00
	1 1/4" thick intermediate panel with 1/4" thick edge banding, 2 each 1 1/4" thick	
	HPL work surfaces with 3/4" deep solid oak bullnose or square edge banding	
F-3148-O-CDF	Carrel work station, double faced, starter 61" deep x 49 1/2" wide x 48" high,	4141.00
	1 1/4" thick end panels with 2 3/4" wide edge banding in fielded panel design,	
	2 each 1 1/4" thick HPL work surfaces with 3/4" deep solid oak bullnose or	
	square edge banding	
F-3148-O-CDF-A	Carrel work station, double faced, adder 61" deep x 48 1/4" wide x 48" high,	3109.00
	1 1/4" thick intermediate panel with 1/4" thick edge banding, 2 each 1 1/4" thick	
	HPL work surfaces with 3/4" deep solid oak bullnose or square edge banding	
F-3172-O-CDF	Carrel work station, double faced, starter 61" deep x 73 1/2" wide x 48" high,	5636.00
	1 1/4" thick end panels with 2 3/4" wide edge banding in fielded panel design,	
	2 each 1 1/4" thick HPL work surfaces with 3/4" deep solid oak bullnose or	
	square edge banding	
F-3172-O-CDF-A	Carrel work station, double faced, adder 61" deep x 72 1/2" wide x 48" high, 1 1/8" thick intermediate panel with 1/4" thick edge banding, 2 each 1 1/4" thick	4141.00
	1 1/4" thick intermediate panel with 1/4" thick edge banding, 2 each 1 1/4" thick	
	HPL work surfaces with 3/4" deep oak edge banding and 2" cord drop in back	
SUFFIX-M	For maple carrels change suffix O to M and add 7 percent.	
SUFFIX-C	For cherry tables change suffix O to C an consult factory for up charge.	



# Fielded Panel




## DISPLAY UNITS

MODEL NUMBER	DESCRIPTION	LIST PRICE
F-AS-3045-O	Atlas stand with 2 3/4" solid oak edge banding in fielded panel design with sloped HPL top and 5 pull out drawers	3661.00
F-DS-2445-O	Dictionary stand with 2 3/4" solid oak edge banding in fielded panel design with sloped HPL top, base shelf and 1 adjustable shelf.	2955.00
F-TI-72-DFT-O	Index table double faced, double tier 49" deep x 72" wide x 50" high with 2 3/8" square tapered solid oak legs, 2 1/2" aprons and stretchers with box keel running the entire length of the top, double tier index rack with removable shelves	4317.00
F-TI-90-DFT-O	Index table double faced, double tier 49" deep x 90" wide x 50" high, HPL top 1 1/4" thick with 3/4" deep bullnose or square solid oak edge banding on all edges, 2 3/8" square tapered solid oak legs, 2 1/2" high X 1 1/4" thick aprons with box keels running the entire length of the top,, double tier index rack with removable shelves	5395.00
F-6331-DSP-O	Display table 63 1/2" wide x 31" deep x 38 11/16" high, HPL top 1 1/4" thick with 3/4" deep solid oak bullnose or square edge banding on all edges, 2 1/2" aprons on all sides with box keel running the entire length of the top, glass case to be 59" wide x 29" deep x 9 11/16" high with locking hinged lid.	6455.00
SUFFIX-M	For maple display products change suffix O to M and add 7 percent	
SUFFIX-C	For cherry tables change suffix O to C an consult factory for up charge.	



# Fielded Panel




## FIELDDED END PANELS IN OAK 3/4" THICK

MODEL NUMBER	DESCRIPTION	LIST PRICE
F-4412-DF-O	End panel 44" high x 12" deep, 3/4" thick with 2 3/4" solid oak edge banding on all edges in fielded panel design with flush center panel	456.00
F-4413-DF-O	End panel 44" high x 13" deep, 3/4" thick with 2 3/4" solid oak edge banding on all edges in fielded panel design with flush center panel	463.00
F-4414-DF-O	End panel 44" high x 14" deep, 3/4" thick with 2 3/4" solid oak edge banding on all edges in fielded panel design with flush center panel	475.00
F-4416-DF-O	End panel 44" high x 16" deep, 3/4" thick with 2 3/4" solid oak edge banding on all edges in fielded panel design with flush center panel	496.00
F-4418-DF-O	End panel 44" high x 18" deep, 3/4" thick with 2 3/4" solid oak edge banding on all edges in fielded panel design with flush center panel	511.00
F-4420-DF-O	End panel 44" high x 20" deep, 3/4" thick with 2 3/4" solid oak edge banding on all edges in fielded panel design with flush center panel	522.00
F-4422-DF-O	End panel 44" high x 22" deep, 3/4" thick with 2 3/4" solid oak edge banding on all edges in fielded panel design with flush center panel	575.00
F-4424-DF-O	End panel 44" high x 24" deep, 3/4" thick with 2 3/4" solid oak edge banding on all edges in fielded panel design with flush center panel	602.00
F-4425-DF-O	End panel 44" high x 25" deep, 3/4" thick with 2 3/4" solid oak edge banding on all edges in fielded panel design with flush center panel	617.00
F-4428-DF-O	End panel 44" high x 28" deep, 3/4" thick with 2 3/4" solid oak edge banding on all edges in fielded panel design with flush center panel	712.00
F-4432-DF-O	End panel 44" high x 32" deep, 3/4" thick with 2 3/4" solid oak edge banding on all edges in fielded panel design with flush center panel	828.00
F-4812-DF-O	End panel 48" high x 12" deep, 3/4" thick with 2 3/4" solid oak edge banding on all edges in fielded panel design with flush center panel	476.00
F-4813-DF-O	End panel 48" high x 13" deep, 3/4" thick with 2 3/4" solid oak edge banding on all edges in fielded panel design with flush center panel	484.00



# Fielded Panel




## FIELDDED END PANELS IN OAK 3/4" THICK

MODEL NUMBER	DESCRIPTION	LIST PRICE
F-4814-DF-O	End panel 48" high x 14" deep, 3/4" thick with 2 3/4" solid oak edge banding on all edges in fielded panel design with flush center panel	496.00
F-4816-DF-O	End panel 48" high x 16" deep, 3/4" thick with 2 3/4" solid oak edge banding on all edges in fielded panel design with flush center panel	516.00
F-4818-DF-O	End panel 48" high x 18" deep, 3/4" thick with 2 3/4" solid oak edge banding on all edges in fielded panel design with flush center panel	543.00
F-4820-DF-O	End panel 48" high x 20" deep, 3/4" thick with 2 3/4" solid oak edge banding on all edges in fielded panel design with flush center panel	563.00
F-4822-DF-O	End panel 48" high x 22" deep, 3/4" thick with 2 3/4" solid oak edge banding on all edges in fielded panel design with flush center panel	582.00
F-4824-DF-O	End panel 48" high x 24" deep, 3/4" thick with 2 3/4" solid oak edge banding on all edges in fielded panel design with flush center panel	622.00
F-4825-DF-O	End panel 48" high x 25" deep, 3/4" thick with 2 3/4" solid oak edge banding on all edges in fielded panel design with flush center panel	645.00
F-4828-DF-O	End panel 48" high x 28" deep, 3/4" thick with 2 3/4" solid oak edge banding on all edges in fielded panel design with flush center panel	730.00
F-4832-DF-O	End panel 48" high x 32" deep, 3/4" thick with 2 3/4" solid oak edge banding on all edges in fielded panel design with flush center panel	828.00
F-5012-DF-O	End panel 50" high x 12" deep, 3/4" thick with 2 3/4" solid oak edge banding on all edges in fielded panel design with flush center panel	507.00
F-5013-DF-O	End panel 50" high x 13" deep, 3/4" thick with 2 3/4" solid oak edge banding on all edges in fielded panel design with flush center panel	515.00
F-5014-DF-O	End panel 50" high x 14" deep, 3/4" thick with 2 3/4" solid oak edge banding on all edges in fielded panel design with flush center panel	519.00
F-5016-DF-O	End panel 50" high x 16" deep, 3/4" thick with 2 3/4" solid oak edge banding on all edges in fielded panel design with flush center panel	547.00



# Fielded Panel




## FIELDED END PANELS IN OAK 3/4" THICK

MODEL NUMBER	DESCRIPTION	LIST PRICE
F-5018-DF-O	End panel 50" high x 18" deep, 3/4" thick with 2 3/4" solid oak edge banding on all edges in fielded panel design with flush center panel	555.00
F-5020-DF-O	End panel 50" high x 20" deep, 3/4" thick with 2 3/4" solid oak edge banding on all edges in fielded panel design with flush center panel	561.00
F-5022-DF-O	End panel 50" high x 22" deep, 3/4" thick with 2 3/4" solid oak edge banding on all edges in fielded panel design with flush center panel	596.00
F-5024-DF-O	End panel 50" high x 24" deep, 3/4" thick with 2 3/4" solid oak edge banding on all edges in fielded panel design with flush center panel	645.00
F-5025-DF-O	End panel 50" high x 25" deep, 3/4" thick with 2 3/4" solid oak edge banding on all edges in fielded panel design with flush center panel	657.00
F-5028-DF-O	End panel 50" high x 28" deep, 3/4" thick with 2 3/4" solid oak edge banding on all edges in fielded panel design with flush center panel	746.00
F-5032-DF-O	End panel 50" high x 32" deep, 3/4" thick with 2 3/4" solid oak edge banding on all edges in fielded panel design with flush center panel	840.00
F-6612-DF-O	End panel 66" high x 12" deep, 3/4" thick with 2 3/4" solid oak edge banding on all edges in fielded panel design with flush center panel	510.00
F-6613-DF-O	End panel 66" high x 13" deep, 3/4" thick with 2 3/4" solid oak edge banding on all edges in fielded panel design with flush center panel	544.00
F-6614-DF-O	End panel 66" high x 14" deep, 3/4" thick with 2 3/4" solid oak edge banding on all edges in fielded panel design with flush center panel	568.00
F-6616-DF-O	End panel 66" high x 16" deep, 3/4" thick with 2 3/4" solid oak edge banding on all edges in fielded panel design with flush center panel	602.00
F-6618-DF-O	End panel 66" high x 18" deep, 3/4" thick with 2 3/4" solid oak edge banding on all edges in fielded panel design with flush center panel	627.00
F-6620-DF-O	End panel 66" high x 20" deep, 3/4" thick with 2 3/4" solid oak edge banding on all edges in fielded panel design with flush center panel	639.00



# Fielded Panel

## FIELDDED END PANELS IN OAK 3/4" THICK




MODEL NUMBER	DESCRIPTION	LIST PRICE
F-6622-DF-O	End panel 66" high x 22" deep, 3/4" thick with 2 3/4" solid oak edge banding on all edges in fielded panel design with flush center panel	742.00
F-6624-DF-O	End panel 66" high x 24" deep, 3/4" thick with 2 3/4" solid oak edge banding on all edges in fielded panel design with flush center panel	765.00
F-6625-DF-O	End panel 66" high x 25" deep, 3/4" thick with 2 3/4" solid oak edge banding on all edges in fielded panel design with flush center panel	800.00
F-6628-DF-O	End panel 66" high x 28" deep, 3/4" thick with 2 3/4" solid oak edge banding on all edges in fielded panel design with flush center panel	870.00
F-6632-DF-O	End panel 66" high x 32" deep, 3/4" thick with 2 3/4" solid oak edge banding on all edges in fielded panel design with flush center panel	976.00
F-7812-DF-O	End panel 78" high x 12" deep, 3/4" thick with 2 3/4" solid oak edge banding on all edges in fielded panel design with flush center panel	574.00
F-7813-DF-O	End panel 78" high x 13" deep, 3/4" thick with 2 3/4" solid oak edge banding on all edges in fielded panel design with flush center panel	608.00
F-7814-DF-O	End panel 78" high x 14" deep, 3/4" thick with 2 3/4" solid oak edge banding on all edges in fielded panel design with flush center panel	631.00
F-7816-DF-O	End panel 78" high x 16" deep, 3/4" thick with 2 3/4" solid oak edge banding on all edges in fielded panel design with flush center panel	669.00
F-7818-DF-O	End panel 78" high x 18" deep, 3/4" thick with 2 3/4" solid oak edge banding on all edges in fielded panel design with flush center panel	679.00
F-7820-DF-O	End panel 78" high x 20" deep, 3/4" thick with 2 3/4" solid oak edge banding on all edges in fielded panel design with flush center panel	700.00
F-7822-DF-O	End panel 78" high x 22" deep, 3/4" thick with 2 3/4" solid oak edge banding on all edges in fielded panel design with flush center panel	792.00
F-7824-DF-O	End panel 78" high x 24" deep, 3/4" thick with 2 3/4" solid oak edge banding on all edges in fielded panel design with flush center panel	832.00



# Fielded Panel

## FIELDDED END PANELS IN OAK 3/4" THICK




MODEL NUMBER	DESCRIPTION	LIST PRICE
F-7825-DF-O	End panel 78" high x 25" deep, 3/4" thick with 2 3/4" solid oak edge banding on all edges in fielded panel design with flush center panel	868.00
F-7828-DF-O	End panel 78" high x 28" deep, 3/4" thick with 2 3/4" solid oak edge banding on all edges in fielded panel design with flush center panel	952.00
F-7832-DF-O	End panel 78" high x 32" deep, 3/4" thick with 2 3/8" solid oak edge banding on all edges in fielded panel design with flush center panel	1064.00
F-8412-DF-O	End panel 84" high x 12" deep, 3/4" thick with 2 3/4" solid oak edge banding on all edges in fielded panel design with flush center panel	589.00
F-8413-DF-O	End panel 84" high x 13" deep, 3/4" thick with 2 3/4" solid oak edge banding on all edges in fielded panel design with flush center panel	605.00
F-8414-DF-O	End panel 84" high x 14" deep, 3/4" thick with 2 3/4" solid oak edge banding on all edges in fielded panel design with flush center panel	628.00
F-8416-DF-O	End panel 84" high x 16" deep, 3/4" thick with 2 3/4" solid oak edge banding on all edges in fielded panel design with flush center panel	668.00
F-8418-DF-O	End panel 84" high x 18" deep, 3/4" thick with 2 3/4" solid oak edge banding on all edges in fielded panel design with flush center panel	702.00
F-8420-DF-O	End panel 84" high x 20" deep, 3/4" thick with 2 3/4" solid oak edge banding on all edges in fielded panel design with flush center panel	728.00
F-8422-DF-O	End panel 84" high x 22" deep, 3/4" thick with 2 3/4" solid oak edge banding on all edges in fielded panel design with flush center panel	793.00
F-8424-DF-O	End panel 84" high x 24" deep, 3/4" thick with 2 3/4" solid oak edge banding on all edges in fielded panel design with flush center panel	833.00
F-8425-DF-O	End panel 84" high x 25" deep, 3/4" thick with 2 3/4" solid oak edge banding on all edges in fielded panel design with flush center panel	868.00
F-8428-DF-O	End panel 84" high x 28" deep, 3/4" thick with 2 3/4" solid oak edge banding on all edges in fielded panel design with flush center panel	1038.00



# Fielded Panel

## FIELDDED END PANELS IN OAK 3/4" THICK




MODEL NUMBER	DESCRIPTION	LIST PRICE
F-8432-DF-O	End panel 84" high x 32" deep, 3/4" thick with 2 3/4" solid oak edge banding on all edges in fielded panel design with flush center panel	1135.00
F-9012-DF-O	End panel 90" high x 12" deep, 3/4" thick with 2 3/4" solid oak edge banding on all edges in fielded panel design with flush center panel	629.00
F-9013-DF-O	End panel 90" high x 13" deep, 3/4" thick with 2 3/4" solid oak edge banding on all edges in fielded panel design with flush center panel	672.00
F-9014-DF-O	End panel 90" high x 14" deep, 3/4" thick with 2 3/4" solid oak edge banding on all edges in fielded panel design with flush center panel	677.00
F-9016-DF-O	End panel 90" high x 16" deep, 3/4" thick with 2 3/4" solid oak edge banding on all edges in fielded panel design with flush center panel	725.00
F-9018-DF-O	End panel 90" high x 18" deep, 3/4" thick with 2 3/4" solid oak edge banding on all edges in fielded panel design with flush center panel	736.00
F-9020-DF-O	End panel 90" high x 20" deep, 3/4" thick with 2 3/4" solid oak edge banding on all edges in fielded panel design with flush center panel	748.00
F-9022-DF-O	End panel 90" high x 22" deep, 3/4" thick with 2 3/4" solid oak edge banding on all edges in fielded panel design with flush center panel	843.00
F-9024-DF-O	End panel 90" high x 24" deep, 3/4" thick with 2 3/4" solid oak edge banding on all edges in fielded panel design with flush center panel	848.00
F-9025-DF-O	End panel 90" high x 25" deep, 3/4" thick with 2 3/4" solid oak edge banding on all edges in fielded panel design with flush center panel	930.00
F-9028-DF-O	End panel 90" high x 28" deep, 3/4" thick with 2 3/4" solid oak edge banding on all edges in fielded panel design with flush center panel	1062.00
F-9032-DF-O	End panel 90" high x 32" deep, 3/4" thick with 2 3/4" solid oak edge banding on all edges in fielded panel design with flush center panel	1147.00




# Fielded Panel

FIELDDED END PANELS IN OAK 3/4" THICK

SUFFIX-M	For maple end panels change suffix O to M and add 7 percent
SUFFIX-C	For cherry end panels change suffix O to C and contact factory for up charge.



# Fielded Panel




## FIELDDED END PANELS IN OAK 1 1/4" THICK

MODEL NUMBER	DESCRIPTION	LIST PRICE
FF-4412-DF-O	End panel 44" high x 12" deep, 1 1/4" thick with 2 3/4" solid oak edge banding on all edges in fielded panel design with flush center panel	565.00
FF-4413-DF-O	End panel 44" high x 13" deep, 1 1/4" thick with 2 3/4" solid oak edge banding on all edges in fielded panel design with flush center panel	574.00
FF-4414-DF-O	End panel 44" high x 14" deep, 1 1/4" thick with 2 3/4" solid oak edge banding on all edges in fielded panel design with flush center panel	587.00
FF-4416-DF-O	End panel 44" high x 16" deep, 1 1/4" thick with 2 3/4" solid oak edge banding on all edges in fielded panel design with flush center panel	603.00
FF-4418-DF-O	End panel 44" high x 18" deep, 1 1/4" thick with 2 3/4" solid oak edge banding on all edges in fielded panel design with flush center panel	624.00
FF-4420-DF-O	End panel 44" high x 20" deep, 1 1/4" thick with 2 3/4" solid oak edge banding on all edges in fielded panel design with flush center panel	670.00
FF-4422-DF-O	End panel 44" high x 22" deep, 1 1/4" thick with 2 3/4" solid oak edge banding on all edges in fielded panel design with flush center panel	689.00
FF-4424-DF-O	End panel 44" high x 24" deep, 1 1/4" thick with 2 3/4" solid oak edge banding on all edges in fielded panel design with flush center panel	758.00
FF-4425-DF-O	End panel 44" high x 25" deep, 1 1/4" thick with 2 3/4" solid oak edge banding on all edges in fielded panel design with flush center panel	782.00
FF-4428-DF-O	End panel 44" high x 28" deep, 1 1/4" thick with 2 3/4" solid oak edge banding on all edges in fielded panel design with flush center panel	794.00
FF-4432-DF-O	End panel 44" high x 32" deep, 1 1/4" thick with 2 3/4" solid oak edge banding on all edges in fielded panel design with flush center panel	839.00
FF-4812-DF-O	End panel 48" high x 12" deep, 1 1/4" thick with 2 3/4" solid oak edge banding on all edges in fielded panel design with flush center panel	577.00
FF-4813-DF-O	End panel 48" high x 13" deep, 1 1/4" thick with 2 3/4" solid oak edge banding on all edges in fielded panel design with flush center panel	589.00



# Fielded Panel




## FIELDDED END PANELS IN OAK 1 1/4" THICK

MODEL NUMBER	DESCRIPTION	LIST PRICE
FF-4814-DF-O	End panel 48" high x 14" deep, 1 1/4" thick with 2 3/4" solid oak edge banding on all edges in fielded panel design with flush center panel	601.00
FF-4816-DF-O	End panel 48" high x 16" deep, 1 1/4" thick with 2 3/4" solid oak edge banding on all edges in fielded panel design with flush center panel	651.00
FF-4818-DF-O	End panel 48" high x 18" deep, 1 1/4" thick with 2 3/4" solid oak edge banding on all edges in fielded panel design with flush center panel	664.00
FF-4820-DF-O	End panel 48" high x 20" deep, 1 1/4" thick with 2 3/4" solid oak edge banding on all edges in fielded panel design with flush center panel	696.00
FF-4822-DF-O	End panel 48" high x 22" deep, 1 1/4" thick with 2 3/4" solid oak edge banding on all edges in fielded panel design with flush center panel	746.00
FF-4824-DF-O	End panel 48" high x 24" deep, 1 1/4" thick with 2 3/4" solid oak edge banding on all edges in fielded panel design with flush center panel	782.00
FF-4825-DF-O	End panel 48" high x 25" deep, 1 1/4" thick with 2 3/4" solid oak edge banding on all edges in fielded panel design with flush center panel	779.00
FF-4828-DF-O	End panel 48" high x 28" deep, 1 1/4" thick with 2 3/4" solid oak edge banding on all edges in fielded panel design with flush center panel	822.00
FF-4832-DF-O	End panel 48" high x 32" deep, 1 1/4" thick with 2 3/4" solid oak edge banding on all edges in fielded panel design with flush center panel	863.00
FF-5012-DF-O	End panel 50" high x 12" deep, 1 1/4" thick with 2 3/4" solid oak edge banding on all edges in fielded panel design with flush center panel	644.00
FF-5013-DF-O	End panel 50" high x 13" deep, 1 1/4" thick with 2 3/4" solid oak edge banding on all edges in fielded panel design with flush center panel	658.00
FF-5014-DF-O	End panel 50" high x 14" deep, 1 1/4" thick with 2 3/4" solid oak edge banding on all edges in fielded panel design with flush center panel	670.00
FF-5016-DF-O	End panel 50" high x 16" deep, 1 1/4" thick with 2 3/4" solid oak edge banding on all edges in fielded panel design with flush center panel	746.00



# Fielded Panel




## FIELDDED END PANELS IN OAK 1 1/4" THICK

MODEL NUMBER	DESCRIPTION	LIST PRICE
FF-5018-DF-O	End panel 50" high x 18" deep, 1 1/4" thick with 2 3/4" solid oak edge banding on all edges in fielded panel design with flush center panel	778.00
FF-5020-DF-O	End panel 50" high x 20" deep, 1 1/4" thick with 2 3/4" solid oak edge banding on all edges in fielded panel design with flush center panel	802.00
FF-5022-DF-O	End panel 50" high x 22" deep, 1 1/4" thick with 2 3/4" solid oak edge banding on all edges in fielded panel design with flush center panel	917.00
FF-5024-DF-O	End panel 50" high x 24" deep, 1 1/4" thick with 2 3/4" solid oak edge banding on all edges in fielded panel design with flush center panel	963.00
FF-5025-DF-O	End panel 50" high x 25" deep, 1 1/4" thick with 2 3/4" solid oak edge banding on all edges in fielded panel design with flush center panel	974.00
FF-5028-DF-O	End panel 50" high x 28" deep, 1 1/4" thick with 2 3/4" solid oak edge banding on all edges in fielded panel design with flush center panel	1008.00
FF-5032-DF-O	End panel 50" high x 32" deep, 1 1/4" thick with 2 3/4" solid oak edge banding on all edges in fielded panel design with flush center panel	1055.00
FF-6612-DF-O	End panel 66" high x 12" deep, 1 1/4" thick with 2 3/4" solid oak edge banding on all edges in fielded panel design with flush center panel	680.00
FF-6613-DF-O	End panel 66" high x 13" deep, 1 1/4" thick with 2 3/4" solid oak edge banding on all edges in fielded panel design with flush center panel	688.00
FF-6614-DF-O	End panel 66" high x 14" deep, 1 1/4" thick with 2 3/4" solid oak edge banding on all edges in fielded panel design with flush center panel	706.00
FF-6616-DF-O	End panel 66" high x 16" deep, 1 1/4" thick with 2 3/4" solid oak edge banding on all edges in fielded panel design with flush center panel	794.00
FF-6618-DF-O	End panel 66" high x 18" deep, 1 1/4" thick with 2 3/4" solid oak edge banding on all edges in fielded panel design with flush center panel	831.00
FF-6620-DF-O	End panel 66" high x 20" deep, 1 1/4" thick with 2 3/4" solid oak edge banding on all edges in fielded panel design with flush center panel	852.00



# Fielded Panel

## FIELDDED END PANELS IN OAK 1 1/4" THICK




MODEL NUMBER	DESCRIPTION	LIST PRICE
FF-6622-DF-O	End panel 66" high x 22" deep, 1 1/4" thick with 2 3/4" solid oak edge banding on all edges in fielded panel design with flush center panel	919.00
FF-6624-DF-O	End panel 66" high x 24" deep, 1 1/4" thick with 2 3/4" solid oak edge banding on all edges in fielded panel design with flush center panel	963.00
FF-6625-DF-O	End panel 66" high x 25" deep, 1 1/4" thick with 2 3/4" solid oak edge banding on all edges in fielded panel design with flush center panel	986.00
FF-6628-DF-O	End panel 66" high x 28" deep, 1 1/4" thick with 2 3/4" solid oak edge banding on all edges in fielded panel design with flush center panel	1015.00
FF-6632-DF-O	End panel 66" high x 32" deep, 1 1/4" thick with 2 3/4" solid oak edge banding on all edges in fielded panel design with flush center panel	1065.00
FF-7812-DF-O	End panel 78" high x 12" deep, 1 1/4" thick with 2 3/4" solid oak edge banding on all edges in fielded panel design with flush center panel	786.00
FF-7813-DF-O	End panel 78" high x 13" deep, 1 1/4" thick with 2 3/4" solid oak edge banding on all edges in fielded panel design with flush center panel	804.00
FF-7814-DF-O	End panel 78" high x 14" deep, 1 1/4" thick with 2 3/4" solid oak edge banding on all edges in fielded panel design with flush center panel	816.00
FF-7816-DF-O	End panel 78" high x 16" deep, 1 1/4" thick with 2 3/4" solid oak edge banding on all edges in fielded panel design with flush center panel	922.00
FF-7818-DF-O	End panel 78" high x 18" deep, 1 1/4" thick with 2 3/4" solid oak edge banding on all edges in fielded panel design with flush center panel	952.00
FF-7820-DF-O	End panel 78" high x 20" deep, 1 1/4" thick with 2 3/4" solid oak edge banding on all edges in fielded panel design with flush center panel	987.00
FF-7822-DF-O	End panel 78" high x 22" deep, 1 1/4" thick with 2 3/4" solid oak edge banding on all edges in fielded panel design with flush center panel	1067.00
FF-7824-DF-O	End panel 78" high x 24" deep, 1 1/4" thick with 2 3/4" solid oak edge banding on all edges in fielded panel design with flush center panel	1124.00



# Fielded Panel

## FIELDDED END PANELS IN OAK 1 1/4" THICK




MODEL NUMBER	DESCRIPTION	LIST PRICE
FF-7825-DF-O	End panel 78" high x 25" deep, 1 1/4" thick x 2 3/4" solid oak edge banding on all edges in fielded panel design with flush center panel	1148.00
FF-7828-DF-O	End panel 78" high x 28" deep, 1 1/4" thick with 2 3/4" solid oak edge banding on all edges in fielded panel design with flush center panel	1185.00
FF-7832-DF-O	End panel 78" high x 32" deep, 1 1/4" thick with 2 3/4" solid oak edge banding on all edges in fielded panel design with flush center panel	1244.00
FF-8412-DF-O	End panel 84" high x 12" deep, 1 1/4" thick with 2 3/4" solid oak edge banding on all edges in fielded panel design with flush center panel	798.00
FF-8413-DF-O	End panel 84" high x 13" deep, 1 1/4" thick with 2 3/4" solid oak edge banding on all edges in fielded panel design with flush center panel	816.00
FF-8414-DF-O	End panel 84" high x 14" deep, 1 1/4" thick with 2 3/4" solid oak edge banding on all edges in fielded panel design with flush center panel	827.00
FF-8416-DF-O	End panel 84" high x 16" deep, 1 1/4" thick with 2 3/4" solid oak edge banding on all edges in fielded panel design with flush center panel	934.00
FF-8418-DF-O	End panel 84" high x 18" deep, 1 1/4" thick with 2 3/4" solid oak edge banding on all edges in fielded panel design with flush center panel	946.00
FF-8420-DF-O	End panel 84" high x 20" deep, 1 1/4" thick with 2 3/4" solid oak edge banding on all edges in fielded panel design with flush center panel	1009.00
FF-8422-DF-O	End panel 84" high x 22" deep, 1 1/4" thick with 2 3/4" solid oak edge banding on all edges in fielded panel design with flush center panel	1074.00
FF-8424-DF-O	End panel 84" high x 24" deep, 1 1/4" thick with 2 3/4" solid oak edge banding on all edges in fielded panel design with flush center panel	1148.00
FF-8425-DF-O	End panel 84" high x 25" deep, 1 1/4" thick with 2 3/4" solid oak edge banding on all edges in fielded panel design with flush center panel	1160.00
FF-8428-DF-O	End panel 84" high x 28" deep, 1 1/4" thick with 2 3/4" solid oak edge banding on all edges in fielded panel design with flush center panel	1196.00



# Fielded Panel

## FIELDDED END PANELS IN OAK 1 1/4" THICK



MODEL NUMBER	DESCRIPTION	LIST PRICE
FF-8432-DF-O	End panel 84" high x 32" deep, 1 1/4" thick with 2 3/4" solid oak edge banding on all edges in fielded panel design with flush raised panel	1256.00
FF-9012-DF-O	End panel 90" high x 12" deep, 1 1/4" thick with 2 3/4" solid oak edge banding on all edges in fielded panel design with flush raised panel	849.00
FF-9013-DF-O	End panel 90" high x 13" deep, 1 1/4" thick with 2 3/4" solid oak edge banding on all edges in fielded panel design with flush raised panel	869.00
FF-9014-DF-O	End panel 90" high x 14" deep, 1 1/4" thick with 2 3/4" solid oak edge banding on all edges in fielded panel design with flush raised panel	880.00
FF-9016-DF-O	End panel 90" high x 16" deep, 1 1/4" thick with 2 3/4" solid oak edge banding on all edges in fielded panel design with flush raised panel	1000.00
FF-9018-DF-O	End panel 90" high x 18" deep, 1 1/4" thick with 2 3/4" solid oak edge banding on all edges in fielded panel design with flush raised panel	1034.00
FF-9020-DF-O	End panel 90" high x 20" deep, 1 1/4" thick with 2 3/4" solid oak edge banding on all edges in fielded panel design with flush raised panel	1072.00
FF-9022-DF-O	End panel 90" high x 22" deep, 1 1/4" thick with 2 3/4" solid oak edge banding on all edges in fielded panel design with flush raised panel	1141.00
FF-9024-DF-O	End panel 90" high x 24" deep, 1 1/4" thick with 2 3/4" solid oak edge banding on all edges in fielded panel design with flush raised panel	1228.00
FF-9025-DF-O	End panel 90" high x 25" deep, 1 1/4" thick with 2 3/4" solid oak edge banding on all edges in fielded panel design with flush raised panel	1262.00
FF-9028-DF-O	End panel 90" high x 28" deep, 1 1/4" thick with 2 3/4" solid oak edge banding on all edges in fielded panel design with flush raised panel	1291.00
MA-9032-DF-O	End panel 90" high x 32" deep, 1 1/4" thick with 2 3/4" solid oak edge banding on all edges in fielded panel design with flush raised panel	1355.00



# Fielded Panel

FIELDDED END PANELS IN OAK 1 1/4" THICK

SUFFIX-M	For maple end panels change suffix O to M and add 7 percent
SUFFIX-C	For cherry end panels change suffix O to C and contact factory for up charge.

