



Revolution Products

Lyric Library Furniture 2010 Price List



Revolution Products
109 White Oak Road, Bldg. C1
Greenville, SC 29609
800-241-9810 / Fax: 800-241-9827

Lyric

Welcome to Lyric from Revolution Products.

Index

| | | |
|-------|---|------------|
| I. | Terms and Conditions | |
| II. | Lyric Reading Tables | Pgs. 3-5 |
| III. | Lyric IT Tables with monitor racks | Pgs. 6-8 |
| IV. | Lyric IT Workstations with adjustable height work surfaces | Pgs. 9-12 |
| V. | Lyric Leg Style Study Carrels | Pgs. 13-15 |
| VI. | Lyric Panel Style Carrels | Pgs. 16-17 |
| VII. | Lyric Display Units | Pg. 18 |
| VIII. | Lyric End Panels | Pgs. 19-24 |



Lyric

Terms of Sale: All prices are FOB Greenville, SC. Net 30 days from date of shipment. All prices are list and subject to change without notice. Interest of 2% per month will be assessed on past due invoices. Possession of price list does not constitute authority to purchase or sell products herein.

Taxes: All applicable taxes are extra. If a client is tax exempt please provide tax certificate.

Ordering: Orders must have all pertinent information provided before they will be processed and entered including model numbers, quantities and finish, laminate and fabric selections where appropriate. Please provide a requested by date, or not to ship before date on your order.

Warranty: All items are warranted for 10 years unless otherwise stated. Warranty is for initial purchaser and only valid as long as the product is owned by original customer. The warranty, which begins at date of manufacture, covers defects in materials and workmanship found during the normal usage of product during the warranty period. Revolution Products will at it's option repair or replace the defective product with a comparable component or product. Warranty does not cover any "Customers Own Material" used in manufacture. Except as stated above, Revolution Products makes no express or implied warranties as to any product and in particular makes no warranty of fitness for any particular use. At Revolution Products option, product repair, or replacement is the customer's exclusive remedy for any and all product defects.

BIFMA and ANSI Testing: All products offered by Revolution Products meet or exceed applicable BIFMA and ANSI testing standards.

NEW Accounts: New accounts can only be established with the approval of a Revolution Products representative. New accounts will be subject to special credit reference requirements and deposit terms before they are approved.



Lyric

READING TABLES



| MODEL NUMBER | DESCRIPTION | LIST PRICE |
|--------------|--|------------|
| L-3648-O-T | Table 36" deep x 48" wide x 29" high with 3/4" thick x 1 1/2" high solid oak edge banded HPL inlay top, angular adjustable height steel powder coated leg with adjustable chrome cushioned glide | 2523.00 |
| L-3060-O-T | Table 30" deep x 60" wide x 29" high with 3/4" thick x 1 1/2" high solid oak edge banded HPL inlay top, angular adjustable height steel powder coated legs with adjustable chrome cushioned glide and V shaped metal keel | 2657.00 |
| L-3660-O-T | Table 36" deep x 60" wide x 29" high with 3/4" thick x 1 1/2" high solid oak edge banded HPL inlay top, angular adjustable height steel powder coated legs with adjustable chrome cushioned glide and V shaped metal keel | 2883.00 |
| L-3672-O-T | Table 36" deep x 72" wide x 29" high with 3/4" thick x 1 1/2" high solid oak edge banded HPL inlay top, angular adjustable height steel powder coated legs with adjustable chrome cushioned glide and V shaped metal keel | 3152.00 |
| L-3696-O-T | Table 36" deep x 96" wide x 29" high with 3/4" thick x 1 1/2" high solid oak edge banded HPL inlay top, angular adjustable height steel powder coated legs with adjustable chrome cushioned glide and V shaped metal keel | 3903.00 |
| L-4272-O-T | Table 42" deep x 72" wide x 29" high with 3/4" thick x 1 1/2" high solid oak edge banded HPL inlay top, angular adjustable height steel powder coated legs with adjustable chrome cushioned glide and V shaped metal keel | 3453.00 |
| L-4284-O-T | Table 42" deep x 84" wide x 29" high with 3/4" thick x 1 1/2" high solid oak edge banded HPL inlay top, angular adjustable height steel powder coated legs with adjustable chrome cushioned glide and V shaped metal keel | 3848.00 |



Lyric

READING TABLES



| MODEL NUMBER | DESCRIPTION | LIST PRICE |
|--------------|---|------------|
| L-4296-O-T | Table 42" deep x 96" wide x 29" high with 3/4" thick x 1 1/2" high solid oak edge banded HPL inlay top, angular adjustable height steel powder coated legs with adjustable chrome cushioned glide and V shaped metal keel | 4241.00 |
| L-4872-O-T | Table 48" deep x 72" wide x 29" high with 3/4" thick x 1 1/2" high solid oak edge banded HPL inlay top, angular adjustable height steel powder coated legs with adjustable chrome cushioned glide and V shaped metal keel | 3713.00 |
| L-4884-O-T | Table 48" deep x 84" wide x 29" high with 3/4" thick x 1 1/2" high solid oak edge banded HPL inlay top, angular adjustable height steel powder coated legs with adjustable chrome cushioned glide and V shaped metal keel | 4089.00 |
| L-4896-O-T | Table 48" deep x 96" wide x 29" high with 3/4" thick x 1 1/2" high solid oak edge banded HPL inlay top, angular adjustable height steel powder coated legs with adjustable chrome cushioned glide and V shaped metal keel | 4611.00 |
| L-3636-O-T | Table 36" square x 29" high with 3/4" thick x 1 1/2" high solid oak edge banded HPL inlay top, angular adjustable height steel powder coated leg with adjustable chrome cushioned glide | 2133.00 |
| L-4242-O-T | Table 42" square x 29" high with 3/4" thick x 1 1/2" high solid oak edge banded HPL inlay top, angular adjustable height steel powder coated legs with adjustable chrome cushioned glide | 2453.00 |
| L-4848-O-T | Table 48" square x 29" high with 3/4" thick x 1 1/2" high solid oak edge banded HPL inlay top, angular adjustable height steel powder coated legs with adjustable chrome cushioned glide and V shaped metal keel | 2814.00 |



Lyric

READING TABLES



| MODEL NUMBER | DESCRIPTION | LIST PRICE |
|--------------|---|------------|
| L-6060-O-T | Table 60" square x 29" high with 3/4" thick x 1 1/2" high solid oak | 3788.00 |
| | edge banded HPL inlay top, angular adjustable height steel | |
| | powder coated legs with adjustable chrome cushioned glide | |
| | and V shaped metal keel | |
| L-36R-O-T | Table 36" round x 29" high with 3/4" thick x 1 1/2" high solid oak | 2645.00 |
| | edge banded HPL inlay top, angular adjustable height steel | |
| | powder coated legs with adjustable chrome cushioned glide | |
| L-42R-O-T | Table 42" round x 29" high with 3/4" thick x 1 1/2" high solid oak | 3087.00 |
| | edge banded HPL inlay top, angular adjustable height steel | |
| | powder coated legs with adjustable chrome cushioned glide | |
| L-48R-O-T | Table 48" round x 29" high with 3/4" thick x 1 1/2" high solid oak | 3567.00 |
| | oak banded HPL inlay top, angular adjustable height steel | |
| | powder coated legs with adjustable chrome cushioned glide | |
| | and V shaped metal keel | |
| L-60R-O-T | Table 60" round x 29" high with 3/4" thick x 1 1/2" high solid oak | 4821.00 |
| | edge banded HPL inlay top, angular adjustable height steel | |
| | powder coated legs with adjustable chrome cushioned glide | |
| | and V shaped metal keel | |
| SUFFIX -M | For maple edge banding change suffix O to M and add 5 percent | |
| SUFFIX -C | For cherry edge banding change suffix O to C and contact factory | |



Lyric

IT TABLES WITH MONITOR RACKS



| MODEL NUMBER | DESCRIPTION | LIST PRICE |
|--------------|--|------------|
| L-3036-O-IT | IT table 30" deep x 36" wide with 3/4" thick x 1 1/2" high solid oak edge banded HPL inlay top with 8" high monitor rack across the back extending forward 10" at each end, angular adjustable height steel powder coated legs with adjustable chrome cushioned glide (Select from 27 1/2", 29", 33" or 36" top heights) | 2756.00 |
| L-3048-O-IT | IT table 30" deep x 48" wide with 3/4" thick x 1 1/2" high solid oak edge banded HPL inlay top with 8" high monitor rack across the back extending forward 10" at each end, angular adjustable height steel powder coated legs with adjustable chrome cushioned glide and V shaped metal keel (Select from 27 1/2", 29", 33" or 36" top heights) | 3167.00 |
| L-3060-O-IT | IT table 30" deep x 60" wide with 3/4" thick x 1 1/2" high solid oak edge banded HPL inlay top with 8" high monitor rack across the back extending forward 10" at each end, angular adjustable height steel powder coated legs with adjustable chrome cushioned glide and V shaped metal keel (Select from 27 1/2", 29", 33" or 36" top heights) | 3671.00 |
| L-3072-O-IT2 | IT table 30" deep x 72" wide with 3/4" thick x 1 1/2" high solid oak edge banded HPL inlay top with 8" high monitor rack across the back extending forward 10" at each end and the center point, angular adjustable height steel powder coated legs with adjustable chrome cushioned glides and V shaped metal keel (Select from 27 1/2", 29", 33" or 36" top heights) | 4194.00 |
| L-3096-O-IT2 | IT table 30" deep x 96" wide with 3/4" thick x 1 1/2" high solid oak edge banded HPL inlay top with 8" high monitor rack across the back extending forward 10" at the ends and the center point, making 2 separate study areas, angular adjustable height steel powder coated legs with adjustable chrome cushioned glides and V shaped metal keel (Select from 27 1/2", 29", 33", or 36" high top height) | 5024.00 |

Lyric

IT TABLES WITH MONITOR RACKS



| MODEL NUMBER | DESCRIPTION | LIST PRICE |
|--------------|--|------------|
| L-3096-O-IT3 | IT table 30" deep x 96" wide with 3/4" thick x 1 1/2" high solid oak edge banded HPL inlay top with 8" high monitor rack across the back extending forward 10" at the ends and 2 equal points, making 3 separate study areas, angular adjustable height steel powder coated legs with adjustable chrome cushioned glides and V shaped metal keel (Select from 27 1/2", 29", 33", or 36" high top height) | 5133.00 |
| L-3636-O-IT | IT table 36" deep x 36" wide with 3/4" thick x 1 1/2" high solid oak edge banded HPL inlay top with 8" high monitor rack across the back extended forward 10" at each end, angular adjustable height steel powder coated legs with adjustable chrome cushioned glide (Select from 27 1/2", 29", 33" or 36" top heights) | 2756.00 |
| L-3648-O-IT | IT table 36" deep x 48" wide with 3/4" thick x 1 1/2" high solid oak edge banded HPL inlay top with 8" high monitor rack across the back extended forward 10" at each end, angular adjustable height steel powder coated legs with adjustable chrome cushioned glide and V shaped metal keel (Select from 27 1/2", 29", 33" or 36" top heights) | 3167.00 |
| L-3660-O-IT | IT table 36" deep x 60" wide with 3/4" thick x 1 1/2" high solid oak edge banded HPL inlay top with 8" high monitor rack across the back extended forward 10" at each end, angular adjustable height steel powder coated legs with adjustable chrome cushioned glide and V shaped metal keel (Select from 27 1/2", 29", 33" or 36" top heights) | 3671.00 |
| L-3672-O-IT2 | IT table 36" deep x 72" wide with 3/4" thick x 1 1/2" high solid oak edge banded HPL inlay top with 8" high monitor rack across the back extending forward 10" at the center point, making 2 separate study areas, angular adjustable height steel powder coated legs with adjustable chrome cushioned glide and V shaped metal keel (Select from 27 1/2", 29", 33" and 36" top heights) | 4194.00 |



Lyric

IT TABLES WITH MONITOR RACKS



| MODEL NUMBER | DESCRIPTION | LIST PRICE |
|--------------|--|------------|
| L-3696-O-IT2 | IT table 36" deep x 96" wide with 3/4" thick x 1 1/2" high solid oak edge banded HPL inlay top with 8" high monitor rack across the back extending forward 10" at the center point, making 2 separate study areas, angular adjustable height steel powder coated legs with adjustable chrome cushioned glide and V shaped metal keel (Select from 27 1/2", 29", 33" and 36" top heights) | 5022.00 |
| L-3696-O-IT3 | IT table 36" deep x 96" wide with 3/4" thick x 1 1/2" high solid oak edge banded HPL inlay top with 8" high monitor rack across the back extending forward 10" at the ends and 2 equal points, making 3 study areas, angular adjustable height steel powder coated legs with adjustable chrome cushioned glide and V shaped metal keel (Select from 27 1/2", 29", 33" and 36" top heights) | 5141.00 |
| SUFFIX -M | For maple edge banding and monitor rack change suffix O to M and add 5 percent | |
| SUFFIX -C | For cherry edge banding and monitor rack change suffix O to C and contact factory for pricing | |



Lyric



IT WORK STATIONS WITH ADJUSTABLE HEIGHT TOPS

| MODEL NUMBER | DESCRIPTION | LIST PRICE |
|----------------|--|------------|
| L-3136-O-ITS | IT work station starter 31" deep x 36" wide x 39" high with angular adjustable height steel powder coated legs, high pressure plastic laminate top with 1 1/2" high x 3/4" deep solid oak edge banding, 1 1/4" thick side and back panels with 1/4" solid oak edge banding | 3305.00 |
| L-3136-O-ITS-A | IT work station adder 31" deep x 36" wide x 39" high with angular adjustable height steel powder coated legs, high pressure plastic laminate top with 1 1/2" high x 3/4" deep solid oak edge banding, 1 1/4" thick side and back panels with 1/4" solid oak edge banding | 2679.00 |
| L-3148-O-ITS | IT work station starter 31" deep x 48" wide x 39" high with angular adjustable height steel powder coated legs, high pressure plastic laminate top with 1 1/2" high x 3/4" deep solid oak edge banding, 1 1/4" thick side and back panels with 1/4" solid oak edge banding | 3617.00 |
| L-3148-O-ITS-A | IT work station adder 31" deep x 48" wide x 39" high with angular adjustable height steel powder coated legs, high pressure plastic laminate top with 1 1/2" high x 3/4" deep solid oak edge banding, 1 1/4" thick side and back panels with 1/4" solid oak edge banding | 3029.00 |
| L-3172-O-ITS | IT work station starter 31" deep x 72" wide x 39" high with angular adjustable height steel powder coated legs, high pressure plastic laminate top with 1 1/2" high x 3/4" deep solid oak edge banding, 1 1/4" thick side and back panels with 1/4" solid oak edge banding, V shape metal keel | 4305.00 |
| L-3172-O-ITS-A | IT work station adder 31" deep x 72" wide x 39" high with angular adjustable height steel powder coated legs, high pressure plastic laminate top with 1 1/2" high x 3/4" deep solid oak edge banding, 1 1/4" thick side and back panels with 1/4" solid oak edge banding, V shape metal keel | 3678.00 |



Lyric



IT WORK STATIONS WITH ADJUSTABLE HEIGHT TOPS

| MODEL NUMBER | DESCRIPTION | LIST PRICE |
|-------------------|---|------------|
| L-6036-O-DF-ITS | IT double faced work station starter 60" deep x 36" wide x 39" high | 5358.00 |
| | adjustable height steel powder coated legs, high pressure plastic | |
| | laminated top with 1 1/2" high x 3/4" deep solid oak edge banding, | |
| | 1 1/4" thick side and back panels with 1/4" solid oak edge banding | |
| L-6036-O-DF-ITS-A | IT double faced work station adder 60" deep x 36" wide x 39" high | 4407.00 |
| | adjustable height steel powder coated legs, high pressure plastic | |
| | laminated top with 1 1/2" high x 3/4" deep solid oak edge banding, | |
| | 1 1/4" thick side and back panels with 1/4" solid oak edge banding | |
| L-6048-O-DF-ITS | IT double faced work station starter 60" deep x 48" wide x 39" high | 6164.00 |
| | adjustable height steel powder coated legs, high pressure plastic | |
| | laminated top with 1 1/2" high x 3/4" deep solid oak edge banding, | |
| | V shape steel keels, 1 1/4" thick side and back panels with 1/4" | |
| | solid oak edge banding | |
| L-6048-O-DF-ITS-A | IT double faced work station adder 60" deep x 48" wide x 39" high | 5213.00 |
| | adjustable height steel powder coated legs, high pressure plastic | |
| | laminated top with 1 1/2" high x 3/4" deep solid oak edge banding, | |
| | V shape steel keels, 1 1/4" thick side and back panels with 1/4" | |
| | solid oak edge banding | |
| L-6072-O-DF-ITS | IT double faced work station starter 61" deep x 72" wide x 39" high | 7773.00 |
| | adjustable height steel powder coated legs, high pressure plastic | |
| | laminated top with 1 1/2" high x 3/4" deep solid oak edge banding, | |
| | V shape steel keels, 1 1/4" thick side and back panels with 1/4" | |
| | solid oak edge banding | |



Lyric



IT WORK STATIONS WITH ADJUSTABLE HEIGHT TOPS

| MODEL NUMBER | DESCRIPTION | LIST PRICE |
|-------------------|---|------------|
| L-6036-O-DF-ITS | IT double faced work station starter 60" deep x 36" wide x 39" high | 5360.00 |
| | adjustable height steel powder coated legs, high pressure plastic | |
| | laminated top with 1 1/2" high x 3/4" deep solid oak edge banding, | |
| | 1 1/4" thick side and back panels with 1/4" solid oak edge banding | |
| L-6036-O-DF-ITS-A | IT double faced work station adder 60" deep x 36" wide x 39" high | 4407.00 |
| | adjustable height steel powder coated legs, high pressure plastic | |
| | laminated top with 1 1/2" high x 3/4" deep solid oak edge banding, | |
| | 1 1/4" thick side and back panels with 1/4" solid oak edge banding | |
| L-6048-O-DF-ITS | IT double faced work station starter 60" deep x 48" wide x 39" high | 6164.00 |
| | adjustable height steel powder coated legs, high pressure plastic | |
| | laminated top with 1 1/2" high x 3/4" deep solid oak edge banding, | |
| | V shape steel keels, 1 1/4" thick side and back panels with 1/4" | |
| | solid oak edge banding | |
| L-6048-O-DF-ITS-A | IT double faced work station adder 60" deep x 48" wide x 39" high | 5213.00 |
| | adjustable height steel powder coated legs, high pressure plastic | |
| | laminated top with 1 1/2" high x 3/4" deep solid oak edge banding, | |
| | V shape steel keels, 1 1/4" thick side and back panels with 1/4" | |
| | solid oak edge banding | |
| L-6072-O-DF-ITS | IT double faced work station starter 61" deep x 72" wide x 39" high | 7772.00 |
| | adjustable height steel powder coated legs, high pressure plastic | |
| | laminated top with 1 1/2" high x 3/4" deep solid oak edge banding, | |
| | V shape steel keels, 1 1/4" thick side and back panels with 1/4" | |
| | solid oak edge banding | |



Lyric



IT WORK STATIONS WITH ADJUSTABLE HEIGHT TOPS

| MODEL NUMBER | DESCRIPTION | LIST PRICE |
|-------------------|--|------------|
| L-6072-O-DF-ITS-A | IT double faced work station adder 30" deep x 72" wide x 39" high | 6822.00 |
| | adjustable height steel powder coated legs, high pressure plastic | |
| | laminated top with 1 1/2" high x 3/4" deep solid oak edge banding, | |
| | V shape steel keels, 1 1/4" thick side and back panels with 1/4" | |
| | solid oak edge banding | |
| | | |
| | | |
| SUFFIX-M | For maple display products change suffix O to M and | |
| | add 5 percent | |
| | | |
| SUFFIX-C | For cherry display products change suffix O to C and | |
| | consult factory | |



Lyric

CARREL WORK STATIONS WITH ADJUSTABLE HEIGHT TOPS



| MODEL NUMBER | DESCRIPTION | LIST PRICE |
|--------------|--|------------|
| L-3136-O-SC | Carrel work station starter 31" deep x 38" wide x 48" high | 4029.00 |
| | with angular adjustable height steel powder coated legs, high | |
| | pressure plastic laminate top with 1 1/2" high x 3/4" deep solid | |
| | oak edge banding 1 1/4" thick side and back panels with 1/4" | |
| | solid oak edge banding | |
| | | |
| L-3136-O-SCA | Carrel work station adder 31" deep x 36 1/2" wide x 48" high | 3404.00 |
| | with angular adjustable height steel powder coated legs, high | |
| | pressure plastic laminate top with 1 1/2" high x 3/4" deep solid | |
| | oak edge banding 1 1/4" thick side and back panels with 1/4" | |
| | solid oak edge banding | |
| | | |
| L-3150-O-SC | Carrel work station starter 31" deep x 50" wide x 48" high with | 4316.00 |
| | with angular adjustable height steel powder coated legs, high | |
| | pressure plastic laminate top with 1 1/2" high x 3/4" deep solid | |
| | oak edge banding 1 1/4" thick side and back panels with 1/4" | |
| | solid oak edge banding | |
| | | |
| L-3148-O-SCA | Carrel work station adder 31" deep x 48 1/2" wide x 48" high | 3690.00 |
| | with angular adjustable height steel powder coated legs, high | |
| | pressure plastic laminate top with 1 1/2" high x 3/4" deep solid | |
| | oak edge banding 1 1/4" thick side and back panels with 1/4" | |
| | solid oak edge banding | |
| | | |
| L-3136-O-DF | Carrel work station, double faced, starter 61" deep x 38" wide x 48" | 6263.00 |
| | high with angular adjustable height steel powder coated legs, high | |
| | pressure plastic laminate top with 1 1/2" high x 3/4" deep solid | |
| | oak edge banding 1 1/4" thick side and back panels with 1/4" | |
| | solid oak edge banding | |

Lyric

CARREL WORK STATIONS WITH ADJUSTABLE HEIGHT TOPS



| MODEL NUMBER | DESCRIPTION | LIST PRICE |
|---------------|--|------------|
| L-3136-O-DFA | Carrel work station, double faced, adder 61" deep x 36 1/2" wide x 48" high with angular adjustable height steel powder coated legs, high pressure plastic laminate top with 1 1/2" high x 3/4" deep solid oak edge banding 1 1/4" thick side and back panels with 1/4" solid oak edge banding | 4976.00 |
| L-3148-O-DF | Carrel work station, double faced, starter 61" deep x 50" wide x 48" high with angular adjustable height steel powder coated legs, high pressure plastic laminate top with 1 1/2" high x 3/4" deep solid oak edge banding 1 1/4" thick side and back panels with 1/4" solid oak edge banding | 7083.00 |
| L-3148-O-DF-A | Carrel work station, double faced, adder 61" deep x 48 1/2" wide high with angular adjustable height steel powder coated legs, high pressure plastic laminate top with 1 1/2" high x 3/4" deep solid oak edge banding 1 1/4" thick side and back panels with 1/4" solid oak edge banding | 5492.00 |
| SUFFIX-M | For maple display products change suffix O to M and add 5 percent | |
| SUFFIX-C | For cherry display products change suffix O to C and consult factory | |



Lyric

CARREL WORK STATIONS WITH ADJUSTABLE HEIGHT TOPS

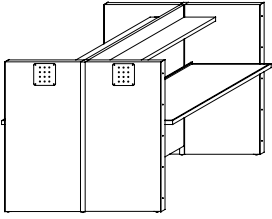


| MODEL NUMBER | DESCRIPTION | LIST PRICE |
|--------------|---|------------|
| SUFFIX-FW | Full Panel Carrel end / back with wave bottom (price per panel) | 600.00 |



| MODEL NUMBER | DESCRIPTION | LIST PRICE |
|--------------|---|------------|
| SUFFIX-HW | Half Panel Carrel end / back with wave bottom (price per panel) | 360.00 |

Lyric

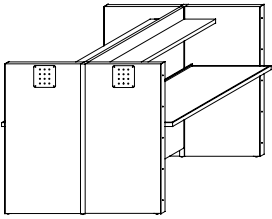


Lyric STUDY CARRELS WITH METAL END CAPS AND DECORATIVE GRILLS

| MODEL NUMBER | DESCRIPTION | LIST PRICE |
|-----------------|--|------------|
| L-FP-3136-O-SC | Study carrel starter 31 5/8" deep x 38" wide x 48" high with metal end caps and metal grills, oak side and back panels with 1/4" thick edge banding, 1 1/4" thick HPL work surface with 3/4" thick oak edge banding and 2" cord drop/pencil stop banded with 1/2" solid oak | 3432.00 |
| L-FP-3136-O-SCA | Study carrel adder 31 5/8" deep x 36 1/2" wide x 48" high with metal end caps, oak side and back panels with 1/4" thick edge banding , 1 1/4" thick HPL work surface with 3/4" thick oak edge banding and 2" cord drop/pencil stop banded with 1/2" solid oak | 2801.00 |
| L-FP-3148-O-SC | Study carrel starter 31 5/8" deep x 50" wide x 48" high with metal end caps and metal grills, oak side and back panels with 1/4" thick edge banding, 1 1/4" thick HPL work surface with 3/4" thick oak edge banding and 2" cord drop/pencil stop banded with 1/2" solid oak | 3950.00 |
| L-FP-3148-O-SCA | Study carrel adder 31 5/8" deep x 48 1/2" wide x 48" high with metal end caps, oak side and back panels with 1/4" thick edge banding , 1 1/4" thick HPL work surface with 3/4" thick oak edge banding and 2" cord drop/pencil stop banded with 1/2" solid oak | 3083.00 |
| L-FP-6136-O-DF | Study carrel, double faced, starter 61 1/2" deep x 38" wide x 48" high with end caps and metal grills, oak side and back panels with 1/4" thick edge banding, 2 each 1 1/4" thick HPL work surfaces with 3/4" thick oak edge banding and 2" cord drop/pencil stop banded with 1/2" thick solid oak | 5448.00 |



Lyric



Lyric STUDY CARRELS WITH METAL END CAPS AND DECORATIVE GRILLS

| MODEL NUMBER | DESCRIPTION | LIST PRICE |
|-----------------|---|------------|
| L-FP-6136-O-DFA | Study carrel, double faced, adder 61 1/2" deep x 36 1/2" wide | 4344.00 |
| | x 48" high with metal end caps, oak side and back panels | |
| | with 1/4" thick edge banding, 2 each 1 1/4" thick HPL work | |
| | surface with 3/4" thick oak edge banding and 2" cord | |
| | drop/pencil stop banded with 1/2" thick solid oak | |
| L-FP-6148-O-DF | Study carrel, double faced, starter 61 1/2" deep x 50" wide | 5742.00 |
| | x 48" high with metal end caps and metal grills, oak side | |
| | panels with 1/4" thick edge banding, 2 each 1 1/4" thick HPL | |
| | work surfaces with 3/4" thick oak edge banding and 2" cord | |
| | drop/pencil stop banded with 1/2" thick solid oak | |
| L-FP-6148-O-DFA | Study carrel, double faced, adder 61 1/2" deep x 48 1/2" wide | 4668.00 |
| | x 48" high with metal end caps, oak side and back panels | |
| | with 1/4" thick edge banding, 2 each 1 1/4" thick HPL work | |
| | surface with 3/4" thick oak edge banding and 2" cord | |
| | drop/pencil stop banded with 1/2" thick solid oak | |
| SUFFIX-M | For maple study carrels change suffix O to M and add | |
| | 5 percent | |
| SUFFIX-C | For cherry study carrels change suffix O to C and | |
| | consult factory | |





Lyric

DISPLAY FURNITURE



| MODEL NUMBER | DESCRIPTION | LIST PRICE |
|---------------|--|------------|
| L-AS-3045-O | Atlas stand with metal end caps & decorative grill | 4952.00 |
| L-DS-2445-O | Dictionary stand with metal end caps & decorative grill | 3201.00 |
| L-TI-72-DFT-O | Index table double faced, double tier 49" deep x 72" wide x 50" high with 3/4" thick x 1 1/2" high solid oak edge banded HPL top, angular adjustable height steel powder coated legs with adjustable chrome cushioned glides and V shaped metal keel (Select from 27 1/2", 29" 33" or 36" top heights) | 11492.00 |
| L-TI-90-DFT-O | Index table double faced, double tier 49" deep x 90" wide x 50" high with 3/4" thick x 1 1/2" high solid oak edge banded HPL top, angular adjustable height steel powder coated legs with adjustable chrome cushioned glides and V shaped metal keel (Select from 27 1/2", 29" 33" or 36" top heights) | 12584.00 |
| L-CBD-35-O | Compact disc browser, 3 tiers with metal end caps | |
| SUFFIX-M | For maple display products change suffix O to M and add 5 percent | |
| SUFFIX-C | For cherry display products change suffix O to C and consult factory | |






Lyric

END PANELS IN OAK

| MODEL NUMBER | DESCRIPTION | LIST PRICE |
|---------------|--|------------|
| L-EP4412-DF-O | End panel 44" high x 12" deep with metal grill & metal end | 439.00 |
| | caps on both long ends | |
| L-EP4413-DF-O | End panel 44" high x 13" deep with metal grill & metal end | 453.00 |
| | caps on both long ends | |
| L-EP4414-DF-O | End panel 44" high x 14" deep with metal grill & metal end | 481.00 |
| | caps on both long ends | |
| L-EP4416-DF-O | End panel 44" high x 16" deep with metal grill & metal end | 496.00 |
| | caps on both long ends | |
| L-EP4418-DF-O | End panel 44" high x 18" deep with metal grill & metal end | 524.00 |
| | caps on both long ends | |
| L-EP4420-DF-O | End panel 44" high x 20" deep with metal grill & metal end | 564.00 |
| | caps on both long ends | |
| L-EP4422-DF-O | End panel 44" high x 22" deep with metal grill & metal end | 607.00 |
| | caps on both long ends | |
| L-EP4424-DF-O | End panel 44" high x 24" deep with metal grill & metal end | 647.00 |
| | caps on both long ends | |
| L-EP4425-DF-O | End panel 44" high x 25" deep with metal grill & metal end | 667.00 |
| | caps on both long ends | |
| L-EP4428-DF-O | End panel 44" high x 28" deep with metal grill & metal end | 733.00 |
| | caps on both long ends | |
| L-EP4432-DF-O | End panel 44" high x 32" deep with metal grill & metal end | 812.00 |
| | caps on both long ends | |
| L-EP4812-DF-O | End panel 48" high x 12" deep with metal grill & metal end | 445.00 |
| | caps on both long ends | |
| L-EP4813-DF-O | End panel 48" high x 13" deep with metal grill & metal end | 460.00 |
| | caps on both long ends | |






Lyric

END PANELS IN OAK

| MODEL NUMBER | DESCRIPTION | LIST PRICE |
|---------------|--|------------|
| L-EP4814-DF-O | End panel 48" high x 14" deep with metal grill & metal end | 489.00 |
| | caps on both long ends | |
| L-EP4816-DF-O | End panel 48" high x 16" deep with metal grill & metal end | 509.00 |
| | caps on both long ends | |
| L-EP4818-DF-O | End panel 48" high x 18" deep with metal grill & metal end | 530.00 |
| | caps on both long ends | |
| L-EP4820-DF-O | End panel 48" high x 20" deep with metal grill & metal end | 595.00 |
| | caps on both long ends | |
| L-EP4822-DF-O | End panel 48" high x 22" deep with metal grill & metal end | 638.00 |
| | caps on both long ends | |
| L-EP4824-DF-O | End panel 48" high x 24" deep with metal grill & metal end | 682.00 |
| | caps on both long ends | |
| L-EP4825-DF-O | End panel 48" high x 25" deep with metal grill & metal end | 707.00 |
| | caps on both long ends | |
| L-EP4828-DF-O | End panel 48" high x 28" deep with metal grill & metal end | 772.00 |
| | caps on both long ends | |
| L-EP4832-DF-O | End panel 48" high x 32" deep with metal grill & metal end | 860.00 |
| | caps on both long ends | |
| L-EP5012-DF-O | End panel 50" high x 12" deep with metal grill & metal end | 460.00 |
| | caps on both long ends | |
| L-EP5013-DF-O | End panel 50" high x 13" deep with metal grill & metal end | 485.00 |
| | caps on both long ends | |
| L-EP5014-DF-O | End panel 50" high x 14" deep with metal grill & metal end | 516.00 |
| | caps on both long ends | |
| L-EP5016-DF-O | End panel 50" high x 16" deep with metal grill & metal end | 554.00 |
| | caps on both long ends | |





Lyric


END PANELS IN OAK

| MODEL NUMBER | DESCRIPTION | LIST PRICE |
|---------------|--|------------|
| L-EP5018-DF-O | End panel 50" high x 18" deep with metal grill & metal end | 601.00 |
| | caps on both long ends | |
| L-EP5020-DF-O | End panel 50" high x 20" deep with metal grill & metal end | 647.00 |
| | caps on both long ends | |
| L-EP5022-DF-O | End panel 50" high x 22" deep with metal grill & metal end | 696.00 |
| | caps on both long ends | |
| L-EP5024-DF-O | End panel 50" high x 24" deep with metal grill & metal end | 704.00 |
| | caps on both long ends | |
| L-EP5025-DF-O | End panel 50" high x 25" deep with metal grill & metal end | 764.00 |
| | caps on both long ends | |
| L-EP5028-DF-O | End panel 50" high x 28" deep with metal grill & metal end | 837.00 |
| | caps on both long ends | |
| L-EP5032-DF-O | End panel 50" high x 32" deep with metal grill & metal end | 930.00 |
| | caps on both long ends | |
| L-EP6612-DF-O | End panel 66" high x 12" deep with metal grill & metal end | 577.00 |
| | caps on both long ends | |
| L-EP6613-DF-O | End panel 66" high x 13" deep with metal grill & metal end | 611.00 |
| | caps on both long ends | |
| L-EP6614-DF-O | End panel 66" high x 14" deep with metal grill & metal end | 638.00 |
| | caps on both long ends | |
| L-EP6616-DF-O | End panel 66" high x 16" deep with metal grill & metal end | 700.00 |
| | caps on both long ends | |
| L-EP6618-DF-O | End panel 66" high x 18" deep with metal grill & metal end | 760.00 |
| | caps on both long ends | |
| E-EP6620-DF-O | End panel 66" high x 20" deep with metal grill & metal end | 821.00 |
| | caps on both long ends | |



Lyric

END PANELS IN OAK




| MODEL NUMBER | DESCRIPTION | LIST PRICE |
|---------------|--|------------|
| L-EP6622-DF-O | End panel 66" high x 22" deep with metal grill & metal end | 881.00 |
| | caps on both long ends | |
| L-EP6624-DF-O | End panel 66" high x 24" deep with metal grill & metal end | 898.00 |
| | caps on both long ends | |
| L-EP6625-DF-O | End panel 66" high x 25" deep with metal grill & metal end | 913.00 |
| | caps on both long ends | |
| L-EP6628-DF-O | End panel 66" high x 28" deep with metal grill & metal end | 942.00 |
| | caps on both long ends | |
| L-EP6632-DF-O | End panel 66" high x 32" deep with metal grill & metal end | 1033.00 |
| | caps on both long ends | |
| L-EP7812-DF-O | End panel 78" high x 12" deep with metal grill & metal end | 667.00 |
| | caps on both long ends | |
| L-EP7813-DF-O | End panel 78" high x 13" deep with metal grill & metal end | 704.00 |
| | caps on both long ends | |
| L-EP7814-DF-O | End panel 78" high x 14" deep with metal grill & metal end | 739.00 |
| | caps on both long ends | |
| L-EP7816-DF-O | End panel 78" high x 16" deep with metal grill & metal end | 808.00 |
| | caps on both long ends | |
| L-EP7818-DF-O | End panel 78" high x 18" deep with metal grill & metal end | 877.00 |
| | caps on both long ends | |
| L-EP7820-DF-O | End panel 78" high x 20" deep with metal grill & metal end | 950.00 |
| | caps on both long ends | |
| L-EP7822-DF-O | End panel 78" high x 22" deep with metal grill & metal end | 963.00 |
| | caps on both long ends | |
| L-EP7824-DF-O | End panel 78" high x 24" deep with metal grill & metal end | 969.00 |
| | caps on both long ends | |



Lyric

END PANELS IN OAK




| MODEL NUMBER | DESCRIPTION | LIST PRICE |
|---------------|--|------------|
| L-EP7825-DF-O | End panel 78" high x 25" deep with metal grill & metal end | 983.00 |
| | caps on both long ends | |
| L-EP7828-DF-O | End panel 78" high x 28" deep with metal grill & metal end | 1075.00 |
| | caps on both long ends | |
| L-EP7832-DF-O | End panel 78" high x 32" deep with metal grill & metal end | 1198.00 |
| | caps on both long ends | |
| L-EP8412-DF-O | End panel 84" high x 12" deep with metal grill & metal end | 710.00 |
| | caps on both long ends | |
| L-EP8413-DF-O | End panel 84" high x 13" deep with metal grill & metal end | 749.00 |
| | caps on both long ends | |
| L-EP8414-DF-O | End panel 84" high x 14" deep with metal grill & metal end | 788.00 |
| | caps on both long ends | |
| L-EP8416-DF-O | End panel 84" high x 16" deep with metal grill & metal end | 861.00 |
| | caps on both long ends | |
| L-EP8418-DF-O | End panel 84" high x 18" deep with metal grill & metal end | 937.00 |
| | caps on both long ends | |
| L-EP8420-DF-O | End panel 84" high x 20" deep with metal grill & metal end | 1015.00 |
| | caps on both long ends | |
| L-EP8422-DF-O | End panel 84" high x 22" deep with metal grill & metal end | 1026.00 |
| | caps on both long ends | |
| L-EP8424-DF-O | End panel 84" high x 24" deep with metal grill & metal end | 1034.00 |
| | caps on both long ends | |
| L-EP8425-DF-O | End panel 84" high x 25" deep with metal grill & metal end | 1051.00 |
| | caps on both long ends | |
| L-EP8428-DF-O | End panel 84" high x 28" deep with metal grill & metal end | 1149.00 |
| | caps on both long ends | |



Lyric

END PANELS IN OAK



| MODEL NUMBER | DESCRIPTION | LIST PRICE |
|---------------|--|------------|
| L-EP8432-DF-O | End panel 84" high x 32" deep with metal grill & metal end | 1283.00 |
| | caps on both long ends | |
| L-EP9012-DF-O | End panel 90" high x 12" deep with metal grill & metal end | 756.00 |
| | caps on both long ends | |
| L-EP9013-DF-O | End panel 90" high x 13" deep with metal grill & metal end | 796.00 |
| | caps on both long ends | |
| L-EP9014-DF-O | End panel 90" high x 14" deep with metal grill & metal end | 837.00 |
| | caps on both long ends | |
| L-EP9016-DF-O | End panel 90" high x 16" deep with metal grill & metal end | 918.00 |
| | caps on both long ends | |
| L-EP9018-DF-O | End panel 90" high x 18" deep with metal grill & metal end | 999.00 |
| | caps on both long ends | |
| L-EP9020-DF-O | End panel 90" high x 20" deep with metal grill & metal end | 1079.00 |
| | caps on both long ends | |
| L-EP9022-DF-O | End panel 90" high x 22" deep with metal grill & metal end | 1160.00 |
| | caps on both long ends | |
| L-EP9024-DF-O | End panel 90" high x 24" deep with metal grill & metal end | 1236.00 |
| | caps on both long ends | |
| L-EP9025-DF-O | End panel 90" high x 25" deep with metal grill & metal end | 1119.00 |
| | caps on both long ends | |
| L-EP9028-DF-O | End panel 90" high x 28" deep with metal grill & metal end | 1225.00 |
| | caps on both long ends | |
| L-EP9032-DF-O | End panel 90" high x 32" deep with metal grill & metal end | 1366.00 |
| | caps on both long ends | |
| SUFFIX-M | For maple end panels change suffix O to M and add 5 | |
| | percent | |
| SUFFIX-C | For cherry end panels change suffix O to C and contact factory | |

