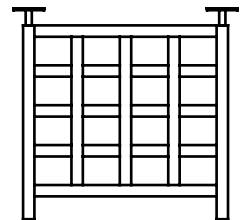
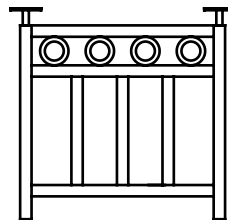
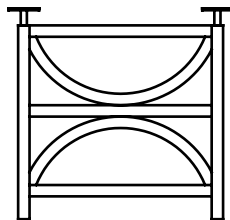
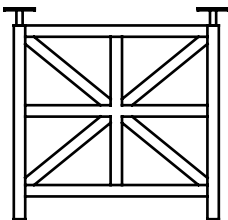

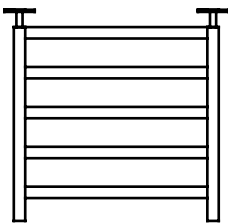

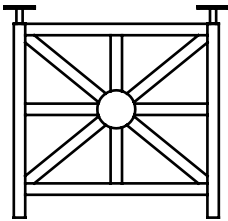




Revolution Products

# Options Technical Library Furniture 2010 Price List



Revolution Products  
109 White Oak Road, Bldg. C1  
Greenville, SC 29609  
800-241-9810 / Fax: 800-241-9827

# Options

Welcome to **Options** from Revolution Products, where a plethora of design details will create the perfect furniture for your signature library.

## Index

---

|      |                                       |            |
|------|---------------------------------------|------------|
| I.   | Terms and Conditions                  |            |
| II.  | <b>Options</b> Specification steps    | Pgs. 3-7   |
|      | a. Edge band choices                  | Pg. 3      |
| III. | <b>Options</b> Series Model Numbers   | Pgs. 8-16  |
|      | a. Tables                             | Pgs. 8-9   |
|      | b. IT Tables                          | Pgs. 10-11 |
|      | c. IT adjustable height work stations | Pgs. 12-14 |
|      | d. Carrels                            | Pgs. 15-16 |
| IV.  | <b>Options II</b> Full Panel Carrels  | Pgs. 17-18 |
| V.   | <b>Options</b> End Panels             | Pgs. 19-23 |
| VI.  | Product Examples                      | Pgs. 24-36 |
| VII. | Finish Chart                          | Pg. 37     |



# Options

**Terms of Sale:** All prices are FOB Greenville, SC. Net 30 days from date of shipment. All prices are list and subject to change without notice. Interest of 2% per month will be assessed on past due invoices. Possession of price list does not constitute authority to purchase or sell products herein.

**Taxes:** All applicable taxes are extra. If a client is tax exempt please provide tax certificate.

**Ordering:** Orders must have all pertinent information provided before they will be processed and entered including model numbers, quantities and finish, laminate and fabric selections where appropriate. Please provide a requested by date, or not to ship before date on your order.

**Warranty:** All items are warranted for 10 years unless otherwise stated. Warranty is for initial purchaser and only valid as long as the product is owned by original customer. The warranty, which begins at date of manufacture, covers defects in materials and workmanship found during the normal usage of product during the warranty period. Revolution Products will at it's option repair or replace the defective product with a comparable component or product. Warranty does not cover any "Customers Own Material" used in manufacture. Except as stated above, Revolution Products makes no express or implied warranties as to any product and in particular makes no warranty of fitness for any particular use. At Revolution Products option, product repair, or replacement is the customer's exclusive remedy for any and all product defects.

**BIFMA and ANSI Testing:** All products offered by Revolution Products meet or exceed applicable BIFMA and ANSI testing standards.

**New Accounts:** New accounts can only be established with the approval of a Revolution Products representative. New accounts will be subject to special credit reference requirements and deposit terms before they are approved.



# Options

Step #1: To begin the specification process select the edge band detail from the choices shown below. The number code for your choice must be placed in the blank of the model number as shown in the following example.

Example: O-(base code)3648-O-(EDGE BAND)-(grill code)



(1) Standard Edge  
1-1/2" H x 3/4" T



(2) Accent Bevel  
Edge 1-1/2" H x  
3/4" T



(3) Radiused Edge  
1-1/2" H x 3/4" T



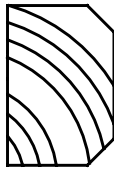
(4) Bullnose Edge  
1-1/2" H x 3/4" T



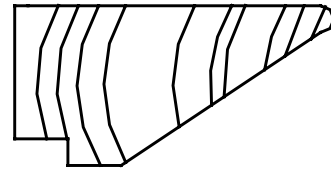
(5) Semi-bullnose  
Edge 1-1/2" H x  
3/4" T



(6) Traditional Edge  
1-1/2" H x 3/4" T



(7) Beveled Edge  
1-1/2" H x 1" T  
Note: 5% Up charge

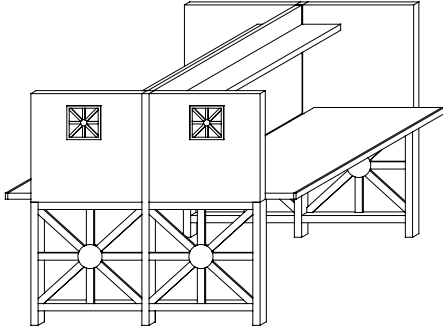


(8) Knife Edge  
1-1/2" H x 3" T  
Note: 10% Up charge

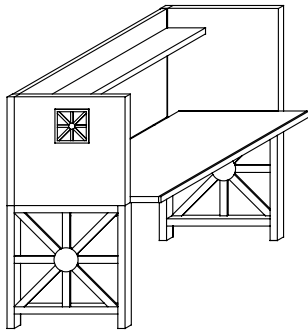
# Options

Step #2: Choose the (A) steel **Options** base design or the (B) wood **Options II** full panel design. Examples are shown below.

## Options

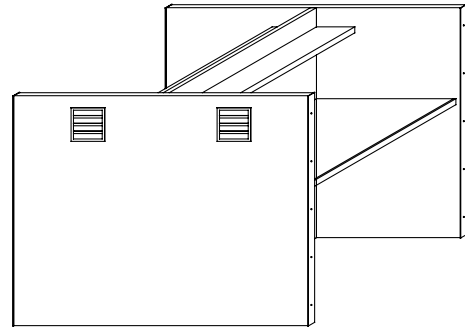


(A) Example of **Options** D/F carrel

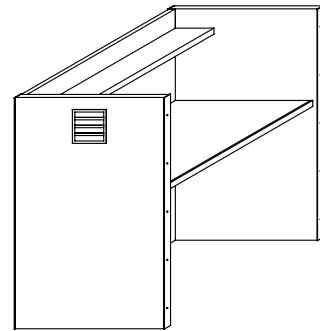


(A) Example of **Options** S/F carrel

## Options II




(B) Example of **Options II** D/F carrel




(B) Example of **Options II** S/F carrel

Step #3: Select a decorative metal grill from the following standards and enter the appropriate letter code in the model number blank as shown in the example:


Example: O-(base code)3648-O-(edge band)-(GRILL CODE)



Verticals Grill (GV)



Horizontals Grill (GH)



Roman Grid Grill (GR)

No Grill Option (GN)

Model numbers for (A) **Options** steel base furniture are shown on pages 4 - 15

Model numbers for (B) **Options II** panel style furniture are shown on pages 16-17

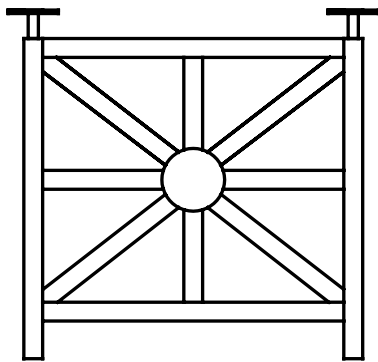
Model numbers for end panels are shown on pages 18-22

# Options

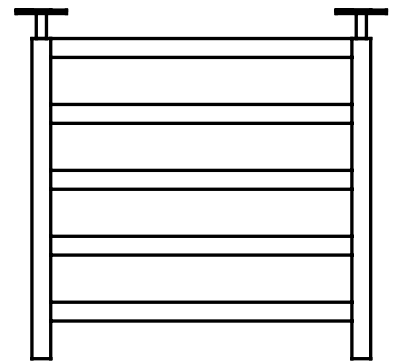
Step #4: For the **Options** series, select one of the following base designs. Please place the appropriate letter code for the base of your choice in the blank of the model number. For **Options II** please proceed to page 16 for model numbers.

Example: O\_(Letter Code)3648-O  
Example: O-(**BASE CODE**)3648-O-(edge band)-(grill code)

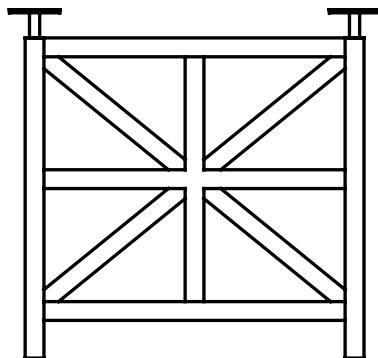
**ROMAN GRID (RG)**



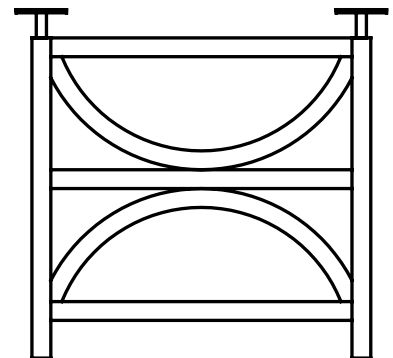
**HORIZONTAL (HO)**



**CROSSINGS (CR)**



**ARC (AR)**

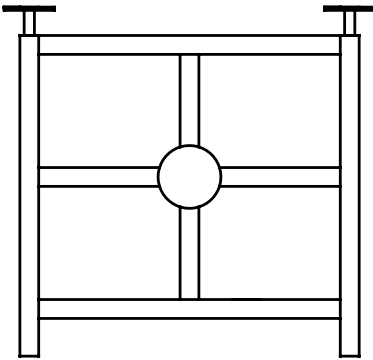


Choices continued on next page

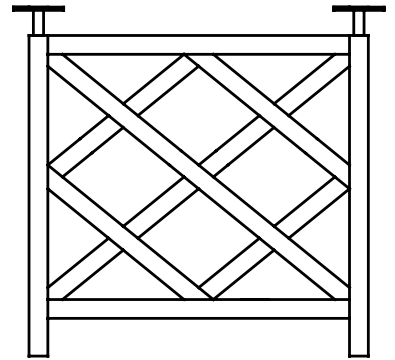


# Options

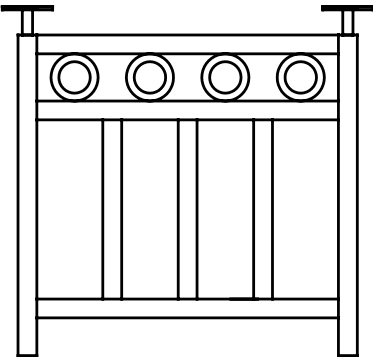
QUADRANT (QU)



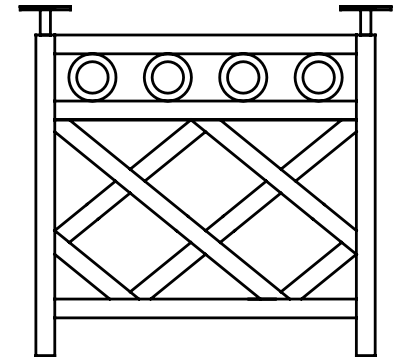
TRELLIS (TR)



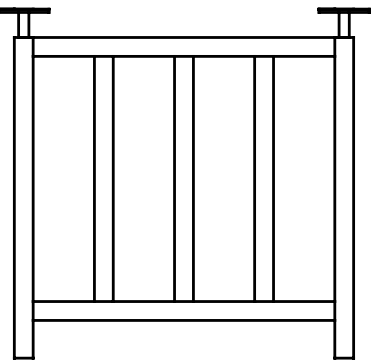
VISION (VI)



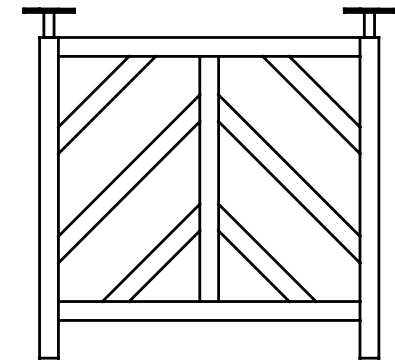
DEGREE (DE)



VERTICAL (VE)



CHEVRON (CH)

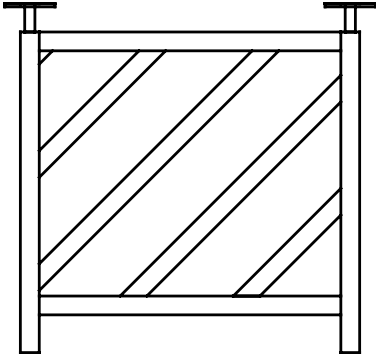


Choices continued on next page

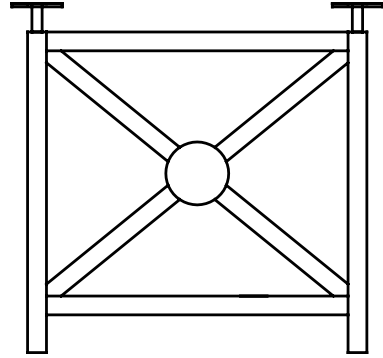


# Options

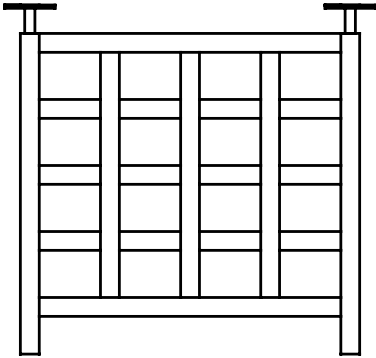
**ASCENT (AS)**



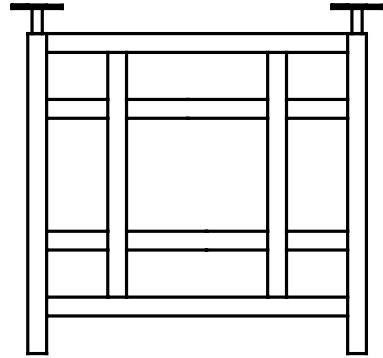
**INTERSECTION (IN)**



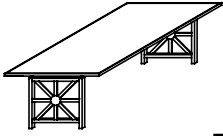
**SQUARES (SQ)**



**HATCH (HA)**



# Options

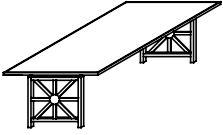


## READING TABLES WITH METAL FRAME BASES

| MODEL NUMBER     | DESCRIPTION  | LIST PRICE |
|------------------|--|------------|
| O- _3648-O- _- _ | Table 36" deep x 48" wide x 29" high with 3/4" thick x 1 1/2" high oak edge<br>banded HPL inlay top, 1 1/2" 12 gauge tubular steel end frames<br>with double keel superstructure support | 2772.00    |
| O- _3060-O- _- _ | Table 30" deep x 60" wide x 29" high with 3/4" thick x 1 1/2" high oak edge<br>banded HPL inlay top, 1 1/2" 12 gauge tubular steel end frames<br>with double keel superstructure support | 2958.00    |
| O- _3660-O- _- _ | Table 36" deep x 60" wide x 29" high with 3/4" thick x 1 1/2" high oak edge<br>banded HPL inlay top, 1 1/2" 12 gauge tubular steel end frames<br>with double keel superstructure support | 3121.00    |
| O- _3672-O- _- _ | Table 36" deep x 72" wide x 29" high with 3/4" thick x 1 1/2" high oak edge<br>banded HPL inlay top, 1 1/2" 12 gauge tubular steel end frames<br>with double keel superstructure support | 3353.00    |
| O- _3696-O- _- _ | Table 36" deep x 96" wide x 29" high with 3/4" thick x 1 1/2" high oak edge<br>banded HPL inlay top, 1 1/2" 12 gauge tubular steel end frames<br>with double keel superstructure support | 3681.00    |
| O- _4272-O- _- _ | Table 42" deep x 72" wide x 29" high with 3/4" thick x 1 1/2" high oak edge<br>banded HPL inlay top, 1 1/2" 12 gauge tubular steel end frames<br>with double keel superstructure support | 3387.00    |
| O- _4284-O- _- _ | Table 42" deep x 84" wide x 29" high with 3/4" thick x 1 1/2" high oak edge<br>banded HPL inlay top, 1 1/2" 12 gauge tubular steel end frames<br>with double keel superstructure support | 4127.00    |
| O- _4296-O- _- _ | Table 42" deep x 96" wide x 29" high with 3/4" thick x 1 1/2" high oak edge<br>banded HPL inlay top, 1 1/2" 12 gauge tubular steel end frames<br>with double keel superstructure support | 3712.00    |
| O- _4872-O- _- _ | Table 48' deep x 72" wide x 29" high with 3/4" thick x 1 1/2" high oak edge<br>banded HPL inlay top, 1 1/2" 12 gauge tubular steel end frames<br>with double keel superstructure support | 3393.00    |



# Options

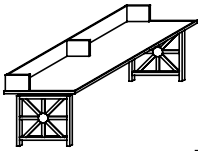


## READING TABLES WITH METAL FRAME BASES (continued)

| MODEL NUMBER  | DESCRIPTION  | LIST PRICE |
|---------------|--|------------|
| O-__4884-O-__ | Table 48" deep x 84" wide x 29" high with 3/4" thick x 1 1/2" high oak edge<br>banded HPL inlay top, 1 1/2" 12 gauge tubular steel end frames<br>with double keel superstructure support | 3615.00    |
| O-__4896-O-__ | Table 48" deep x 96" wide x 29" high with 3/4" thick x 1 1/2" high oak edge<br>banded HPL inlay top, 1 1/2" 12 gauge tubular steel end frames<br>with double keel superstructure support | 3760.00    |
| O-__3636-O-__ | Table 36" square x 29" high with 3/4" thick x 1 1/2" high oak edge<br>banded HPL inlay top, 1 1/2" 12 gauge tubular steel frame  | 2669.00    |
| O-__4242-O-__ | Table 42" square x 29" high with 3/4" thick x 1 1/2" high oak edge<br>banded HPL inlay top, 1 1/2" 12 gauge tubular steel frame  | 2745.00    |
| O-__4848-O-__ | Table 48" square x 29" high with 3/4" thick x 1 1/2" high oak edge<br>banded HPL inlay top, 1 1/2" 12 gauge tubular steel frame  | 3023.00    |
| O-__6060-O-__ | Table 60" square x 29" high with 3/4" thick x 1 1/2" high oak edge<br>banded HPL inlay top, 1 1/2" 12 gauge tubular steel frame  | 3519.00    |
| O-__36R-O-__  | Table 36" round x 29" high with 3/4" thick x 1 1/2" high oak edge<br>banded HPL inlay top, 1 1/2" 12 gauge tubular steel frame   | 2973.00    |
| O-__42R-O-__  | Table 42" round x 29" high with 3/4" thick x 1 1/2" high oak edge<br>banded HPL inlay top, 1 1/2" 12 gauge tubular steel frame   | 2761.00    |
| O-__48R-O-__  | Table 48" round x 29" high with 3/4" thick x 1 1/2" high oak edge<br>banded HPL inlay top, 1 1/2" 12 gauge tubular steel frame   | 3047.00    |
| O-__60R-O-__  | Table 60" round x 29" high with 3/4" thick x 1 1/2" high oak edge<br>banded HPL inlay top, 1 1/2" 12 gauge tubular steel frame   | 3538.00    |
| WOOD          | Wood inlay veneered inset panel in base frames - add suffix WOOD   | 607.00     |
| Suffix -M     | For maple edge banding change suffix O to M and add 7 percent  |            |
| Suffix -C     | For cherry edge banding change suffix O to C and add 20 percent  |            |



# Options

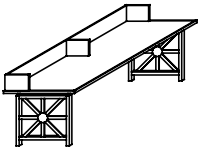


## INFORMATION TECHNOLOGY TABLES WITH METAL FRAME BASES & MONITOR RACKS

| MODEL NUMBER     | DESCRIPTION  | LIST PRICE |
|------------------|--|------------|
| O-_3036-O-IT-__  | IT table 30" deep x 36" wide with 3/4" thick x 1 1/2" high oak edge banded HPL<br>inlay top with 8" high monitor rack across the back extending forward 10" at<br>each end (Select from 29", 32" or 36" top heights)   | 3350.00    |
| O-_3048-O-IT-__  | IT table 30" deep x 48" wide with 3/4" thick x 1 1/2" high oak edge banded HPL<br>inlay top with 8" high monitor rack across the back extending forward 10" at<br>each end (Select from 29", 32" or 36" top heights)   | 3387.00    |
| O-_3060-O-IT-__  | IT table 30" deep x 60" wide with 3/4" thick x 1 1/2" high oak edge banded HPL<br>inlay top with 8" high monitor rack across the back extending forward 10" at<br>each end (Select from 29", 32" or 36" top heights)   | 3893.00    |
| O-_3072-O-IT2-__ | IT table 30" deep x 72" wide with 3/4" thick x 1 1/2" high oak edge banded HPL<br>inlay top with 8" high monitor rack across the back extending forward 10" at<br>the ends and the center point, making 2 separate study areas<br>(Select from 29", 32", or 36" high top height) | 4183.00    |
| O-_3096-O-IT2-__ | IT table 30" deep x 96" wide with 3/4" thick x 1 1/2" high oak edge banded HPL<br>inlay top with 8" high monitor rack across the back extending forward 10" at<br>the ends and the center point, making 2 separate study areas<br>(Select from 29", 32", or 36" high top height) | 4703.00    |
| O-_3096-O-IT3-__ | IT table 30" deep x 96" wide with 3/4" thick x 1 1/2" high oak edge banded HPL<br>inlay top with 8" high monitor rack across the back extending forward 10" at<br>the ends and 2 equal points, making 3 separate study areas<br>(Select from 29", 32", or 36" high top height)   | 4779.00    |
| O-_3036-O-IT-__  | IT table 30" deep x 36" wide with 3/4" thick x 1 1/2" high oak edge banded HPL<br>inlay top with 8" high monitor rack across the back extending forward 10" at<br>each end (Select from 29", 32" or 36" top heights)   | 3470.00    |
| O-_3048-O-IT-__  | IT table 30" deep x 48" wide with 3/4" thick x 1 1/2" high oak edge banded HPL<br>inlay top with 8" high monitor rack across the back extending forward 10" at<br>each end (Select from 29", 32" or 36" top heights)   | 3507.00    |



# Options

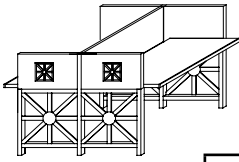


## INFORMATION TECHNOLOGY TABLES WITH METAL FRAME BASES & MONITOR RACKS (continued)

| MODEL NUMBER       | DESCRIPTION  | LIST PRICE |
|--------------------|--|------------|
| O-_3060-O-IT-_-_-  | IT table 30" deep x 60" wide with 3/4" thick x 1 1/2" high oak edge banded HPL<br>inlay top with 8" high monitor rack across the back extending forward 10" at<br>each end (Select from 29", 32" or 36" top heights)   | 4044.00    |
| O-_3072-O-IT2-_-_- | IT table 30" deep x 72" wide with 3/4" thick x 1 1/2" high oak edge banded HPL<br>inlay top with 8" high monitor rack across the back extending forward 10" at<br>the ends and the center point, making 2 separate study areas<br>(Select from 29", 32", or 36" high top height) | 4365.00    |
| O-_3096-O-IT2-_-_- | IT table 30" deep x 96" wide with 3/4" thick x 1 1/2" high oak edge banded HPL<br>inlay top with 8" high monitor rack across the back extending forward 10" at<br>the ends and the center point, making 2 separate study areas<br>(Select from 29", 32", or 36" high top height) | 4929.00    |
| WOOD               | Wood inlay veneered inset panel in base frames - add suffix WOOD   | 607.00     |
| SUFFIX -M          | For maple edge banding and monitor rack change suffix O to M and add<br>7 percent  |            |
| SUFFIX -C          | For cherry edge banding and monitor rack change suffix O to C and add<br>20 percent  |            |



# Options

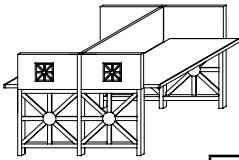


## INFORMATION TECHNOLOGY WORK STATIONS, ADJUSTABLE HEIGHT WORK SURFACE & METAL GRILLS

| MODEL NUMBER         | DESCRIPTION  | LIST PRICE |
|----------------------|--|------------|
| O-_3136-O-ITS-_-_-   | IT work station starter 31" deep x 36" wide x 39" high with 12 gauge tubular steel metal frame base, oak side and back panels with 1/4" solid oak edge banding, 1 1/4" thick adjustable height work surface with 3/4" thick edge banding and 2" cord drop/pencil stop banded with 1/2" thick solid oak, decorative metal grills  | 3527.00    |
| O-_3136-O-ITS-A-_-_- | IT work station adder 31" deep x 36" wide x 39" high with 12 gauge tubular steel metal frame base, oak side and back panels with 1/4" solid oak edge banding, 1 1/4" thick adjustable height work surface with 3/4" thick edge banding and 2" cord drop/pencil stop banded with 1/2" thick solid oak                             | 2653.00    |
| O-_3148-O-ITS-_-_-   | IT work station starter 31" deep x 48" wide x 39" high with 12 gauge tubular steel metal frame base, oak side and back panels with 1/4" solid oak edge banding, 1 1/4" thick adjustable height work surface with 3/4" thick edge and 2" cord drop/pencil stop banded with 1/2" thick solid oak, decorative metal grills          | 3828.00    |
| O-_3148-O-ITS-A-_-_- | IT work station adder 31" deep x 48" wide x 39" high with 12 gauge tubular steel metal frame base, oak side and back panels with 1/4" solid oak edge banding, 1 1/4" thick adjustable height work surface with 3/4" thick edge banding and 2" cord drop/pencil stop banded with 1/2" thick solid oak,                            | 2955.00    |
| O-_3172-O-ITS-_-_-   | IT work station starter 31" deep x 72" wide x 39" high with 12 gauge tubular steel metal frame base, oak side and back panels with 1/4" solid oak edge banding, 1 1/4" thick adjustable height work surface with 3/4" thick edge banding and 2" cord drop/ pencil stop banded with 1/2" thick solid oak, decorative metal grills | 4281.00    |
| O-_3172-O-ITS-A-_-_- | IT work station adder 31" deep x 72" wide x 39" high with 12 gauge tubular steel metal frame base, oak side and back panels with 1/4" solid oak edge banding, 1 1/4" thick adjustable height work surface with 3/4" thick edge banding and 2" cord drop/pencil stop banded with 1/2" thick solid oak, decorative metal grills    | 3407.00    |



# Options

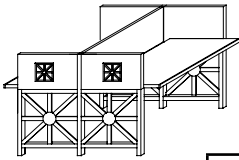


## INFORMATION TECHNOLOGY WORK STATIONS, ADJUSTABLE HEIGHT WORK SURFACE & METAL GRILLS (continued)

| MODEL NUMBER           | DESCRIPTION   | LIST PRICE |
|------------------------|---|------------|
| O-__3136-O-DF-ITS-__   | IT double faced work station starter 61" deep x 38" wide x 39" high with 12 gauge tubular steel metal frame base, oak side and back panels with 1/4" solid oak edge banding, 2 each 1 1/4" thick adjustable height work surfaces 3/4" thick edge banding and 2" cord drop/pencil stop banded with 1/2" thick solid oak, decorative metal grills | 5985.00    |
| O-__3136-O-DF-ITS-A-__ | IT double faced work station adder 61" deep x 36" wide x 39" high with 12 gauge tubular steel metal frame base, oak side and back panels with 1/4" solid oak edge banding, 2 each 1 1/4" thick adjustable height work surfaces 3/4" thick edge banding and 2" cord drop/pencil stop banded with 1/2" thick solid oak                            | 4975.00    |
| O-__3148-O-DF-ITS-__   | IT double faced work station starter 61" deep x 50" wide x 39" high with 12 gauge tubular steel metal frame base, oak side and back panels with 1/4" solid oak edge banding, 2 each 1 1/4" thick adjustable height work surfaces 3/4" thick edge banding and 2" cord drop/pencil stop banded with 1/2" thick solid oak, decorative metal grills | 6588.00    |
| O-__3148-O-DF-ITS-A-__ | IT double faced work station adder 61" deep x 48" wide x 39" high with 12 gauge tubular steel metal frame base, oak side and back panels with 1/4" solid oak edge banding, 2 each 1 1/4" thick adjustable height work surfaces 3/4" thick edge banding and 2" cord drop/pencil stop banded with 1/2" thick solid oak                            | 5577.00    |
| O-__3172-O-DF-ITS-__   | IT double faced work station starter 61" deep x 74" wide x 39" high with 12 gauge tubular steel metal frame base, oak side and back panels with 1/4" solid oak edge banding, 2 each 1 1/4" thick adjustable height work surfaces 3/4" thick edge banding and 2" cord drop/pencil stop banded with 1/2" thick solid oak, decorative metal grills | 7492.00    |



# Options

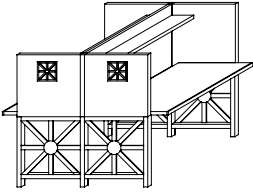


## INFORMATION TECHNOLOGY WORK STATIONS, ADJUSTABLE HEIGHT WORK SURFACE & METAL GRILLS (continued)

| MODEL NUMBER           | DESCRIPTION  | LIST PRICE |
|------------------------|--|------------|
| O-__3172-O-DF-ITS-A-__ | IT double faced work station adder 61" deep x 72" wide x 39" high with 12 gauge tubular steel metal frame base, oak side and back panels with 1/4" solid oak edge banding, 2 each 1 1/4" thick adjustable height work surfaces 3/4" thick edge banding and 2" cord drop/pencil stop banded with 1/2" thick solid oak | 6481.00    |
| SUFFIX-M               | For above products in maple change suffix O to M and add 7 percent.  |            |
| SUFFIX-C               | For above products in cherry change suffix O to C and add 20 percent.  |            |



# Options

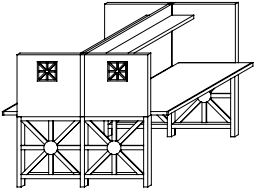


## STUDY CARRELS WITH METAL BASES, ADJUSTABLE HEIGHT WORK SURFACE & METAL GRILLS

| MODEL NUMBER        | DESCRIPTION   | LIST PRICE |
|---------------------|---|------------|
| O-_3136-O-_-_-      | Carrel work station starter 31" deep x 38" wide x 48" high with 12 gauge tubular steel metal frame base, oak side and back panels with 1/4" solid oak edge banding, 1 1/4" thick adjustable height work surface with 3/4" thick edge banding and 2" cord drop/pencil stop banded with 1/2" thick solid oak, decorative metal grills                   | 4172.00    |
| O-_3136-O-A-_-_-    | Carrel work station adder 31" deep x 36 1/2" wide x 48" high with 12 gauge tubular steel metal frame base, oak side and back panels with 1/4" solid oak edge banding, 1 1/4" thick adjustable height work surface with 3/4" thick edge banding and 2" cord drop/pencil stop banded with 1/2" thick solid oak, decorative metal grills                 | 2935.00    |
| O-_3150-O-_-_-      | Carrel work station starter 31" deep x 50" wide x 48" high with 12 gauge tubular steel metal frame base, oak side and back panels with 1/4" solid oak edge banding, 1 1/4" thick adjustable height work surface with 3/4" thick edge banding and 2" cord drop/pencil stop banded with 1/2" thick solid oak, decorative metal grills                   | 4611.00    |
| O-_3148-O-A-_-_-    | Carrel work station adder 31" deep x 48 1/2" wide x 48" high with 12 gauge tubular steel metal frame base, oak side and back panels with 1/4" solid oak edge banding, 1 1/4" thick adjustable height work surface with 3/4" thick edge banding and 2" cord drop/pencil stop banded with 1/2" thick solid oak, decorative metal grills                 | 3390.00    |
| O-_3136-O-DF-_-_-   | Carrel work station, double faced, starter 61" deep x 38" wide x 48" high, 12 gauge tubular steel metal frame base, oak side and back panels with 1/4" solid oak edge banding, 2 each 1 1/4" thick adjustable height work surface with 3/4" thick edge banding and 2" cord drop/pencil stop banded with 1/2" thick solid oak, decorative metal grills | 7278.00    |
| O-_3136-O-DF-A-_-_- | Carrel work station, double faced, adder 61" deep x 36 1/2" wide x 48", 12 gauge tubular steel metal frame base, oak side and back panels with 1/4" solid oak edge banding, 2 each 1 1/4" thick adjustable height work surface with 3/4" thick edge banding and 2" cord drop/pencil stop banded with 1/2" thick solid oak                             | 4863.00    |



# Options

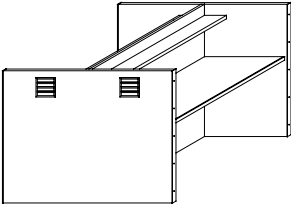


## STUDY CARRELS WITH METAL BASES, ADJUSTABLE HEIGHT WORK SURFACE & METAL GRILLS (continued)

| MODEL NUMBER      | DESCRIPTION   | LIST PRICE |
|-------------------|---|------------|
| O-_3148-O-DF--_ _ | Carrel work station, double faced, starter 61" deep x 50" wide x 48" high   | 8125.00    |
|                   | 12 gauge tubular steel metal frame base, oak side and back panels with 1/4" |            |
|                   | solid oak edge banding, 2 each 1 1/4" thick adjustable height work surface  |            |
|                   | with 3/4" thick edge banding and 2" cord drop/pencil stop banded with 1/2"  |            |
|                   | thick solid oak   |            |
|                   |   |            |
| O-_3148-O-DF-A-_- | Carrel work station, double faced, adder 61" deep x 48 1/2" wide x 48" high | 5588.00    |
|                   | 12 gauge tubular steel metal frame base, oak side and back panels with 1/4" |            |
|                   | solid oak edge banding, 2 each 1 1/4" thick adjustable height work surface  |            |
|                   | with 3/4" thick edge banding and 2" cord drop/pencil stop banded with 1/2"  |            |
|                   | thick solid oak   |            |
|                   |   |            |
|                   |   |            |
| SUFFIX-M          | For maple display products change suffix O to M and add 7 percent           |            |
|                   |   |            |
| SUFFIX-C          | For cherry display products change suffix O to C and add 20 percent         |            |



# Options II

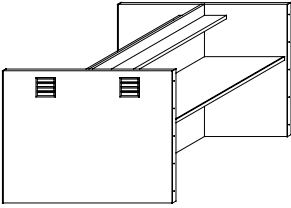


## OPTIONS II STUDY CARRELS WITH METAL END CAPS AND DECORATIVE GRILLS

| MODEL NUMBER       | DESCRIPTION   | LIST PRICE |
|--------------------|---|------------|
| OII-3136-O-__      | Study carrel starter 31 5/8" deep x 38" wide x 48" high with metal end caps and metal grills, oak side and back panels with 1/4" thick edge banding, 1 1/4" thick HPL work surface with 3/4" thick oak edge banding and 2" cord drop/pencil stop banded with 1/2" solid oak                             | 3405.00    |
| OII-3136-O-A-__    | Study carrel adder 31 5/8" deep x 36 1/2" wide x 48" high with metal end caps, oak side and back panels with 1/4" thick edge banding , 1 1/4" thick HPL work surface with 3/4" thick oak edge banding and 2" cord drop/pencil stop banded with 1/2" solid oak   | 2354.00    |
| OII-3148-O-__      | Study carrel starter 31 5/8" deep x 50" wide x 48" high with metal end caps and metal grills, oak side and back panels with 1/4" thick edge banding, 1 1/4" thick HPL work surface with 3/4" thick oak edge banding and 2" cord drop/pencil stop banded with 1/2" solid oak                             | 3812.00    |
| OII-3148-O-A-__    | Study carrel adder 31 5/8" deep x 48 1/2" wide x 48" high with metal end caps, oak side and back panels with 1/4" thick edge banding , 1 1/4" thick HPL work surface with 3/4" thick oak edge banding and 2" cord drop/pencil stop banded with 1/2" solid oak   | 2761.00    |
| OII-6136-DF-O-__   | Study carrel, double faced, starter 61 1/2" deep x 38" wide x 48" high with metal end caps and metal grills, oak side and back panels with 1/4" thick edge banding, 2 each 1 1/4" thick HPL work surface with 3/4" thick oak edge banding and 2" cord drop/pencil stop banded with 1/2" thick solid oak | 5872.00    |
| OII-6136-O-DF-A-__ | Study carrel, double faced, adder 61 1/2" deep x 36 1/2" wide x 48" high with metal end caps, oak side and back panels with 1/4" thick edge banding, 2 each 1 1/4" thick HPL work surface with 3/4" thick oak edge banding and 2" cord drop/pencil stop banded with 1/2" thick solid oak                | 3538.00    |
| OII-6148-O-DF-__   | Study carrel, double faced, starter 61 1/2" deep x 50" wide x 48" high with metal end caps and metal grills, oak side and back panels with 1/4" thick edge banding, 2 each 1 1/4" thick HPL work surface with 3/4" thick oak edge banding and 2" cord drop/pencil stop banded with 1/2" thick solid oak | 6521.00    |



# Options II

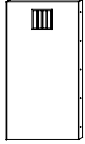


## OPTIONS II STUDY CARRELS WITH METAL END CAPS AND DECORATIVE GRILLS (continued)

| MODEL NUMBER       | DESCRIPTION   | LIST PRICE |
|--------------------|---|------------|
| OII-6148-O-DF-A-_- | Study carrel, double faced, adder 61 1/2" deep x 48 1/2" wide x 48" high with   | 4457.00    |
|                    | metal end caps, oak side and back panels with 1/4" thick edge banding, 2 each 1 |            |
|                    | 1/4" thick HPL work surface with 3/4" thick oak edge banding and 2" cord drop/  |            |
|                    | pencil stop banded with 1/2" thick solid oak                                    |            |
| SUFFIX-M           | For maple study carrels change suffix O to M and add 7 percent                  |            |
| SUFFIX-C           | For cherry study carrels change suffix O to C and add 20 percent                |            |



# Options



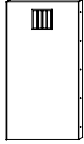
## OPTIONS END PANELS IN OAK WITH 1/4" SOLID OAK EDGE BANDING, METAL END CAPS & METAL GRILL

| MODEL NUMBER | DESCRIPTION   | LIST PRICE |
|--------------|---|------------|
| O-4412-DF-O_ | End panel 44" high x 12" deep with metal grill & metal end caps on both long ends | 573.00     |
| O-4413-DF-O_ | End panel 44" high x 13" deep with metal grill & metal end caps on both long ends | 585.00     |
| O-4414-DF-O_ | End panel 44" high x 14" deep with metal grill & metal end caps on both long ends | 603.00     |
| O-4416-DF-O_ | End panel 44" high x 16" deep with metal grill & metal end caps on both long ends | 618.00     |
| O-4418-DF-O_ | End panel 44" high x 18" deep with metal grill & metal end caps on both long ends | 782.00     |
| O-4420-DF-O_ | End panel 44" high x 20" deep with metal grill & metal end caps on both long ends | 802.00     |
| O-4422-DF-O_ | End panel 44" high x 22" deep with metal grill & metal end caps on both long ends | 828.00     |
| O-4424-DF-O_ | End panel 44" high x 24" deep with metal grill & metal end caps on both long ends | 850.00     |
| O-4425-DF-O_ | End panel 44" high x 25" deep with metal grill & metal end caps on both long ends | 872.00     |
| O-4428-DF-O_ | End panel 44" high x 28" deep with metal grill & metal end caps on both long ends | 565.00     |
| O-4432-DF-O_ | End panel 44" high x 32" deep with metal grill & metal end caps on both long ends | 942.00     |
| O-4812-DF-O_ | End panel 48" high x 12" deep with metal grill & metal end caps on both long ends | 604.00     |
| O-4813-DF-O_ | End panel 48" high x 13" deep with metal grill & metal end caps on both long ends | 618.00     |
| O-4814-DF-O_ | End panel 48" high x 14" deep with metal grill & metal end caps on both long ends | 647.00     |
| O-4816-DF-O_ | End panel 48" high x 16" deep with metal grill & metal end caps on both long ends | 649.00     |
| O-4818-DF-O_ | End panel 48" high x 18" deep with metal grill & metal end caps on both long ends | 819.00     |
| O-4820-DF-O_ | End panel 48" high x 20" deep with metal grill & metal end caps on both long ends | 844.00     |
| O-4822-DF-O_ | End panel 48" high x 22" deep with metal grill & metal end caps on both long ends | 872.00     |
| O-4824-DF-O_ | End panel 48" high x 24" deep with metal grill & metal end caps on both long ends | 898.00     |

PLEASE NOTE: END PANELS WILL NOT HAVE SPECIAL EDGE DETAIL



# Options




## OPTIONS END PANELS IN OAK WITH 1/4" SOLID OAK EDGE BANDING, METAL END CAPS & METAL GRILL (continued)

| MODEL NUMBER | DESCRIPTION   | LIST PRICE |
|--------------|---|------------|
| O-4825-DF-O_ | End panel 48" high x 25" deep with metal grill & metal end caps on both long ends | 925.00     |
| O-4828-DF-O_ | End panel 48" high x 28" deep with metal grill & metal end caps on both long ends | 970.00     |
| O-4832-DF-O_ | End panel 48" high x 32" deep with metal grill & metal end caps on both long ends | 1088.00    |
| O-5012-DF-O_ | End panel 50" high x 12" deep with metal grill & metal end caps on both long ends | 632.00     |
| O-5013-DF-O_ | End panel 50" high x 13" deep with metal grill & metal end caps on both long ends | 649.00     |
| O-5014-DF-O_ | End panel 50" high x 14" deep with metal grill & metal end caps on both long ends | 680.00     |
| O-5016-DF-O_ | End panel 50" high x 16" deep with metal grill & metal end caps on both long ends | 738.00     |
| O-5018-DF-O_ | End panel 50" high x 18" deep with metal grill & metal end caps on both long ends | 807.00     |
| O-5020-DF-O_ | End panel 50" high x 20" deep with metal grill & metal end caps on both long ends | 863.00     |
| O-5022-DF-O_ | End panel 50" high x 22" deep with metal grill & metal end caps on both long ends | 889.00     |
| O-5024-DF-O_ | End panel 50" high x 24" deep with metal grill & metal end caps on both long ends | 934.00     |
| O-5025-DF-O_ | End panel 50" high x 25" deep with metal grill & metal end caps on both long ends | 1018.00    |
| O-5028-DF-O_ | End panel 50" high x 28" deep with metal grill & metal end caps on both long ends | 1116.00    |
| O-5032-DF-O_ | End panel 50" high x 32" deep with metal grill & metal end caps on both long ends | 1240.00    |
| O-6612-DF-O_ | End panel 66" high x 12" deep with metal grill & metal end caps on both long ends | 650.00     |
| O-6613-DF-O_ | End panel 66" high x 13" deep with metal grill & metal end caps on both long ends | 672.00     |
| O-6614-DF-O_ | End panel 66" high x 14" deep with metal grill & metal end caps on both long ends | 711.00     |
| O-6616-DF-O_ | End panel 66" high x 16" deep with metal grill & metal end caps on both long ends | 876.00     |
| O-6618-DF-O_ | End panel 66" high x 18" deep with metal grill & metal end caps on both long ends | 909.00     |

PLEASE NOTE: END PANELS WILL NOT HAVE SPECIAL EDGE DETAIL



# Options




## OPTIONS END PANELS IN OAK WITH 1/4" SOLID OAK EDGE BANDING, METAL END CAPS & METAL GRILL (continued)

| MODEL NUMBER | DESCRIPTION   | LIST PRICE |
|--------------|---|------------|
| O-6620-DF-O_ | End panel 66" high x 20" deep with metal grill & metal end caps on both long ends | 943.00     |
| O-6622-DF-O_ | End panel 66" high x 22" deep with metal grill & metal end caps on both long ends | 1004.00    |
| O-6624-DF-O_ | End panel 66" high x 24" deep with metal grill & metal end caps on both long ends | 1017.00    |
| O-6625-DF-O_ | End panel 66" high x 25" deep with metal grill & metal end caps on both long ends | 1044.00    |
| O-6628-DF-O_ | End panel 66" high x 28" deep with metal grill & metal end caps on both long ends | 1177.00    |
| O-6632-DF-O_ | End panel 66" high x 32" deep with metal grill & metal end caps on both long ends | 1205.00    |
| O-7812-DF-O_ | End panel 78" high x 12" deep with metal grill & metal end caps on both long ends | 673.00     |
| O-7813-DF-O_ | End panel 78" high x 13" deep with metal grill & metal end caps on both long ends | 704.00     |
| O-7814-DF-O_ | End panel 78" high x 14" deep with metal grill & metal end caps on both long ends | 761.00     |
| O-7816-DF-O_ | End panel 78" high x 16" deep with metal grill & metal end caps on both long ends | 935.00     |
| O-7818-DF-O_ | End panel 78" high x 18" deep with metal grill & metal end caps on both long ends | 973.00     |
| O-7820-DF-O_ | End panel 78" high x 20" deep with metal grill & metal end caps on both long ends | 1015.00    |
| O-7822-DF-O_ | End panel 78" high x 22" deep with metal grill & metal end caps on both long ends | 1076.00    |
| O-7824-DF-O_ | End panel 78" high x 24" deep with metal grill & metal end caps on both long ends | 1094.00    |
| O-7825-DF-O_ | End panel 78" high x 25" deep with metal grill & metal end caps on both long ends | 1169.00    |
| O-7828-DF-O_ | End panel 78" high x 28" deep with metal grill & metal end caps on both long ends | 1202.00    |
| O-7832-DF-O_ | End panel 78" high x 32" deep with metal grill & metal end caps on both long ends | 1323.00    |
| O-8412-DF-O_ | End panel 84" high x 12" deep with metal grill & metal end caps on both long ends | 716.00     |
| O-8413-DF-O_ | End panel 84" high x 13" deep with metal grill & metal end caps on both long ends | 751.00     |

PLEASE NOTE: END PANELS WILL NOT HAVE SPECIAL EDGE DETAIL



# Options




## OPTIONS END PANELS IN OAK WITH 1/4" SOLID OAK EDGE BANDING, METAL END CAPS & METAL GRILL (continued)

| MODEL NUMBER | DESCRIPTION   | LIST PRICE |
|--------------|---|------------|
| O-8414-DF-O_ | End panel 84" high x 14" deep with metal grill & metal end caps on both long ends | 864.00     |
| O-8416-DF-O_ | End panel 84" high x 16" deep with metal grill & metal end caps on both long ends | 965.00     |
| O-8418-DF-O_ | End panel 84" high x 18" deep with metal grill & metal end caps on both long ends | 1006.00    |
| O-8420-DF-O_ | End panel 84" high x 20" deep with metal grill & metal end caps on both long ends | 1048.00    |
| O-8422-DF-O_ | End panel 84" high x 22" deep with metal grill & metal end caps on both long ends | 1108.00    |
| O-8424-DF-O_ | End panel 84" high x 24" deep with metal grill & metal end caps on both long ends | 1148.00    |
| O-8425-DF-O_ | End panel 84" high x 25" deep with metal grill & metal end caps on both long ends | 1226.00    |
| O-8428-DF-O_ | End panel 84" high x 28" deep with metal grill & metal end caps on both long ends | 1290.00    |
| O-8432-DF-O_ | End panel 84" high x 32" deep with metal grill & metal end caps on both long ends | 1436.00    |
| O-9012-DF-O_ | End panel 90" high x 12" deep with metal grill & metal end caps on both long ends | 757.00     |
| O-9013-DF-O_ | End panel 90" high x 13" deep with metal grill & metal end caps on both long ends | 797.00     |
| O-9014-DF-O_ | End panel 90" high x 14" deep with metal grill & metal end caps on both long ends | 863.00     |
| O-9016-DF-O_ | End panel 90" high x 16" deep with metal grill & metal end caps on both long ends | 998.00     |
| O-9018-DF-O_ | End panel 90" high x 18" deep with metal grill & metal end caps on both long ends | 1039.00    |
| O-9020-DF-O_ | End panel 90" high x 20" deep with metal grill & metal end caps on both long ends | 1084.00    |
| O-9022-DF-O_ | End panel 90" high x 22" deep with metal grill & metal end caps on both long ends | 1196.00    |
| O-9024-DF-O_ | End panel 90" high x 24" deep with metal grill & metal end caps on both long ends | 1215.00    |
| O-9025-DF-O_ | End panel 90" high x 25" deep with metal grill & metal end caps on both long ends | 1255.00    |
| O-9028-DF-O_ | End panel 90" high x 28" deep with metal grill & metal end caps on both long ends | 1425.00    |

PLEASE NOTE: END PANELS WILL NOT HAVE SPECIAL EDGE DETAIL



# Options



## **OPTIONS END PANELS IN OAK WITH 1/4" SOLID OAK EDGE BANDING, METAL END CAPS & METAL GRILL (continued)**

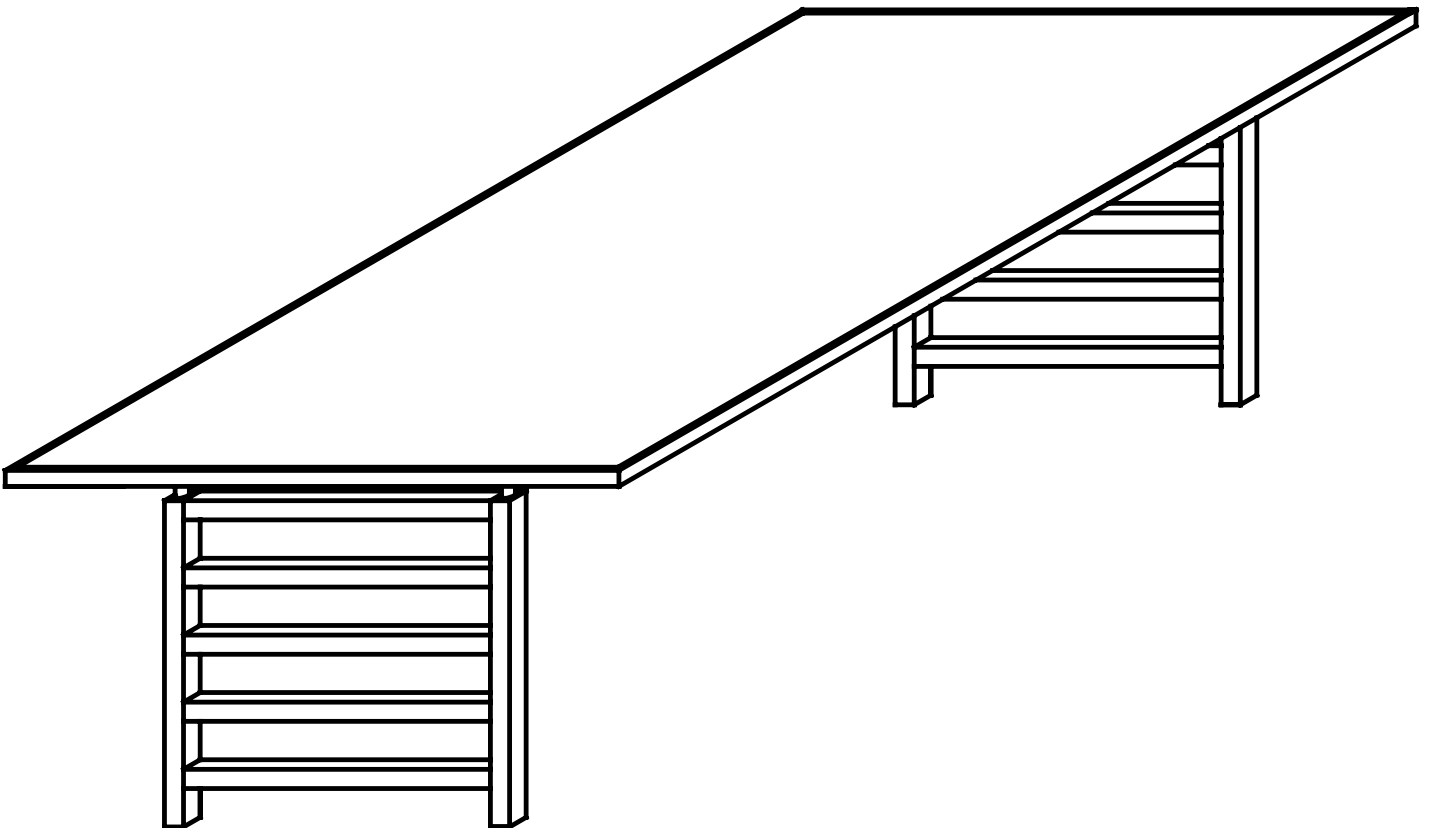
| <b>MODEL NUMBER</b> | <b>DESCRIPTION</b>  | <b>LIST PRICE</b> |
|---------------------|---|-------------------|
| O-9032-DF-O-__      | End panel 90" high x 32" deep with metal grill & metal end caps on both long ends | 1524.00           |
|                     |   |                   |
| SUFFIX-M            | For maple end panels change suffix O to M and add 7 percent                       |                   |
|                     |   |                   |
| SUFFIX-C            | For cherry end panels change suffix O to C and 20 percent                         |                   |

PLEASE NOTE: END PANELS WILL NOT HAVE SPECIAL EDGE DETAIL



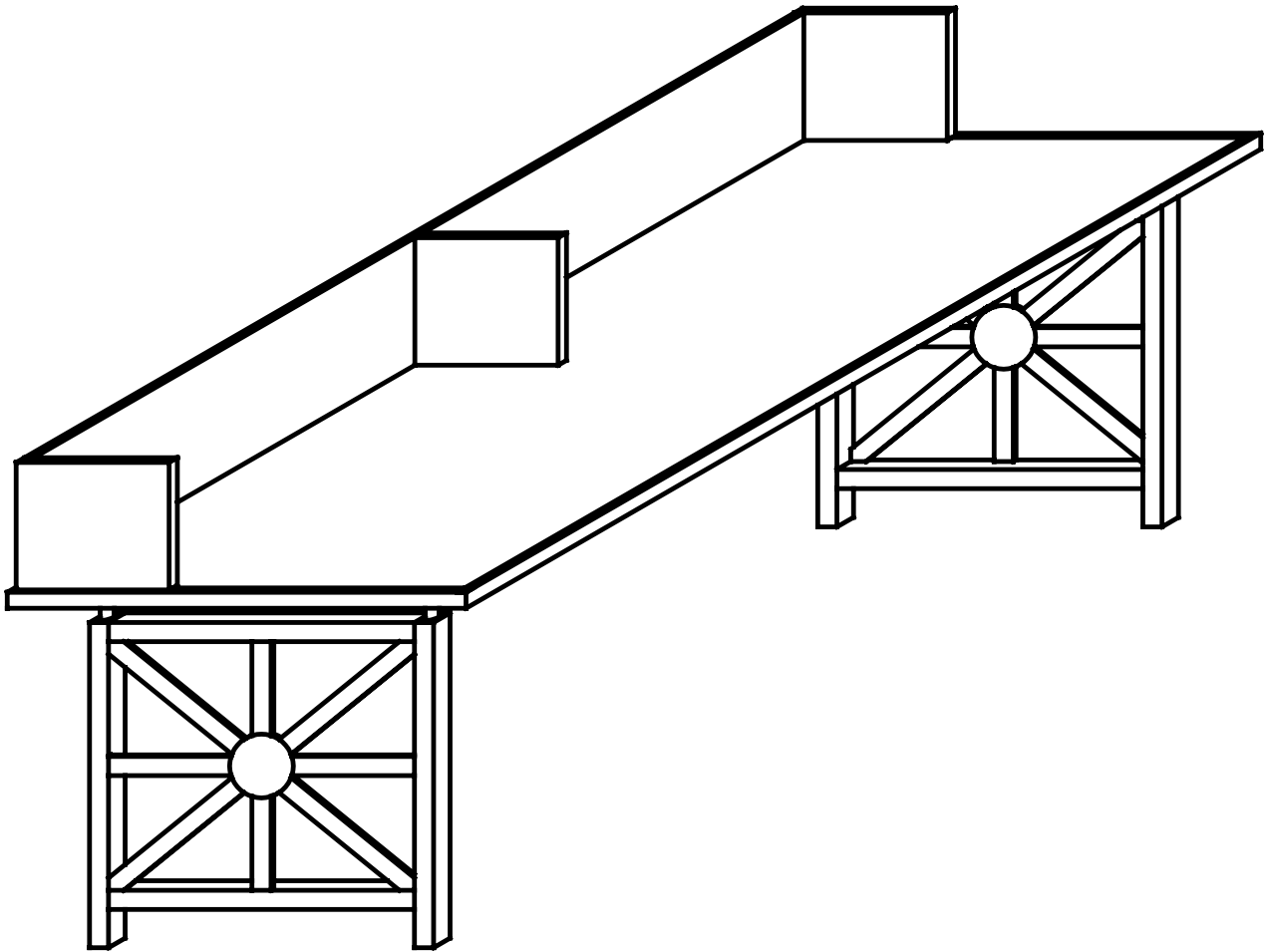
# Options

**OPTIONS** HORIZONTAL READING TABLE 72" WIDE X 48" DEEP X 29" HIGH, 3/4" THICK X 1 1/2" DEEP SOLID WOOD EDGE BANDING WITH HPL INLAY TOP, 1 1/2" TUBULAR END FRAMES WITH METAL SUPERSTRUCTURE SUPPORT



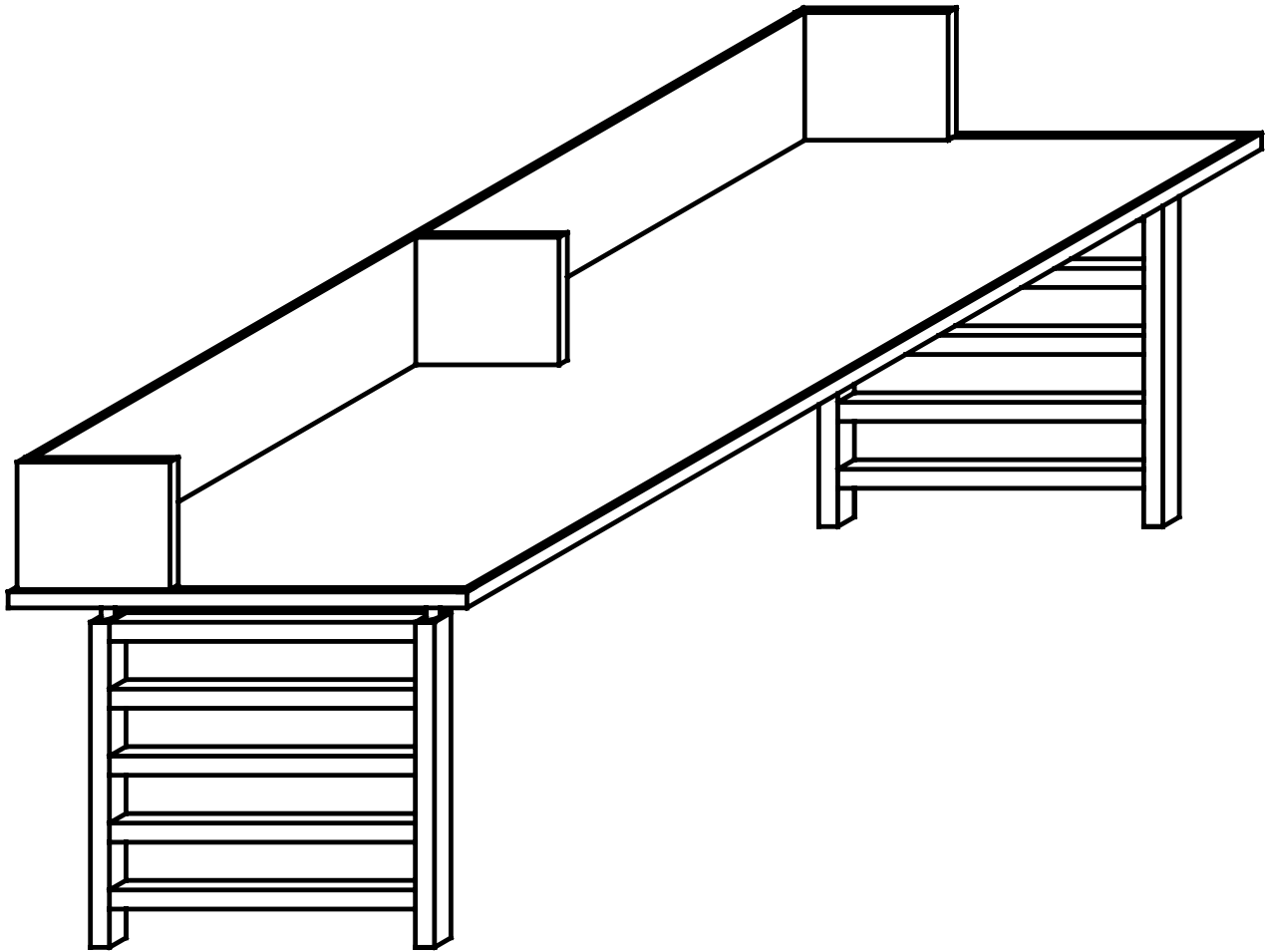
# Options

**OPTIONS ROMAN GRID INFORMATION TECHNOLOGY TABLE**  
72" WIDE X 30" OR 36" DEEP X 29", 32" OR 39" HIGH WITH 10"  
MONITOR DIVIDER PANELS ABOVE



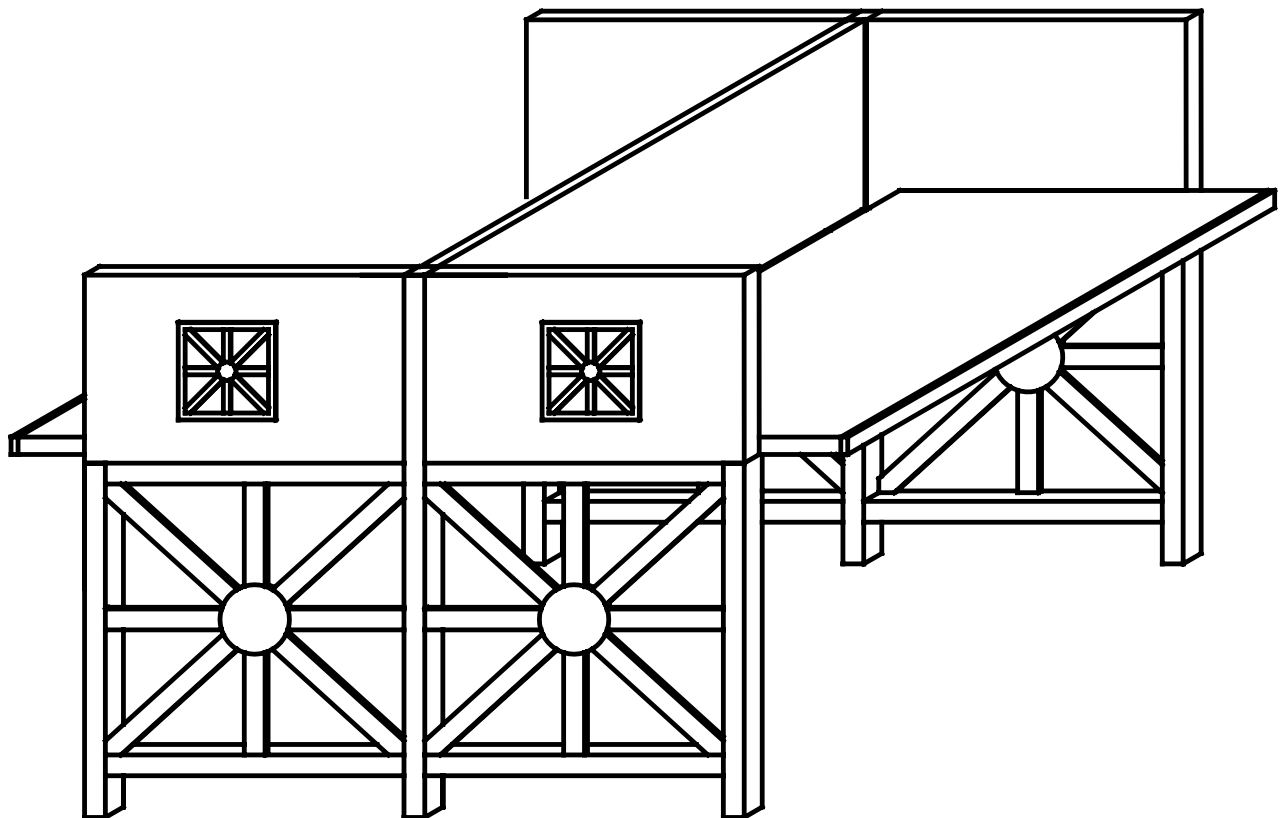
# Options

**OPTIONS HORIZONTAL INFORMATION TECHNOLOGY TABLE  
72" WIDE X 30" OR 36" DEEP X 29", 32" OR 39" HIGH WITH 10"  
MONITOR DIVIDER PANELS ABOVE**



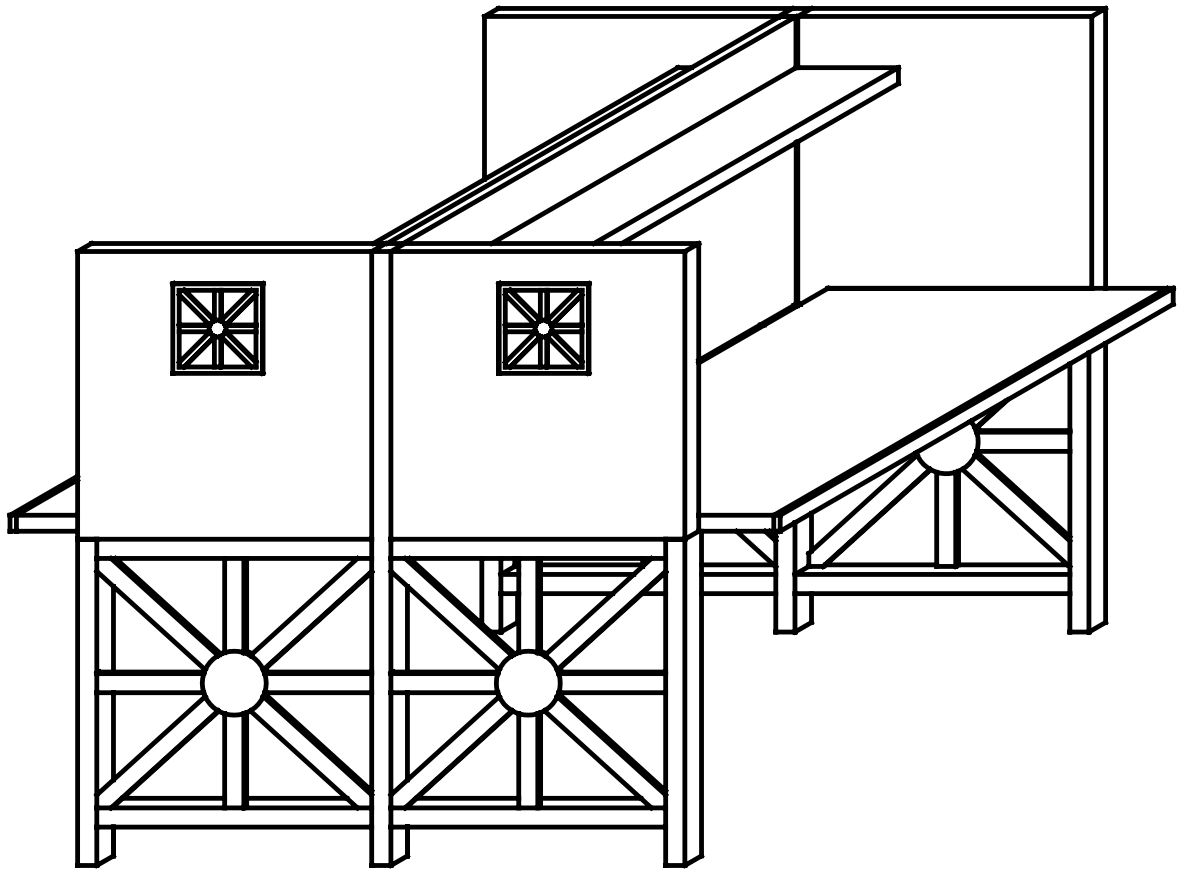
# Options

**OPTIONS ROMAN GRID DOUBLE FACED INFORMATION TECHNOLOGY STATIONS 38", 50" OR 74" WIDE X 61" DEEP X 39" HIGH WITH METAL GRILLS, WOOD PANELS, WORK SURFACES WITH 3/4" THICK X 1 1/4" HIGH SOLID WOOD EDGE BANDED HPL INLAY, 1 1/2" TUBULAR END FRAMES WITH METAL SUPERSTRUCTURE SUPPORTS**



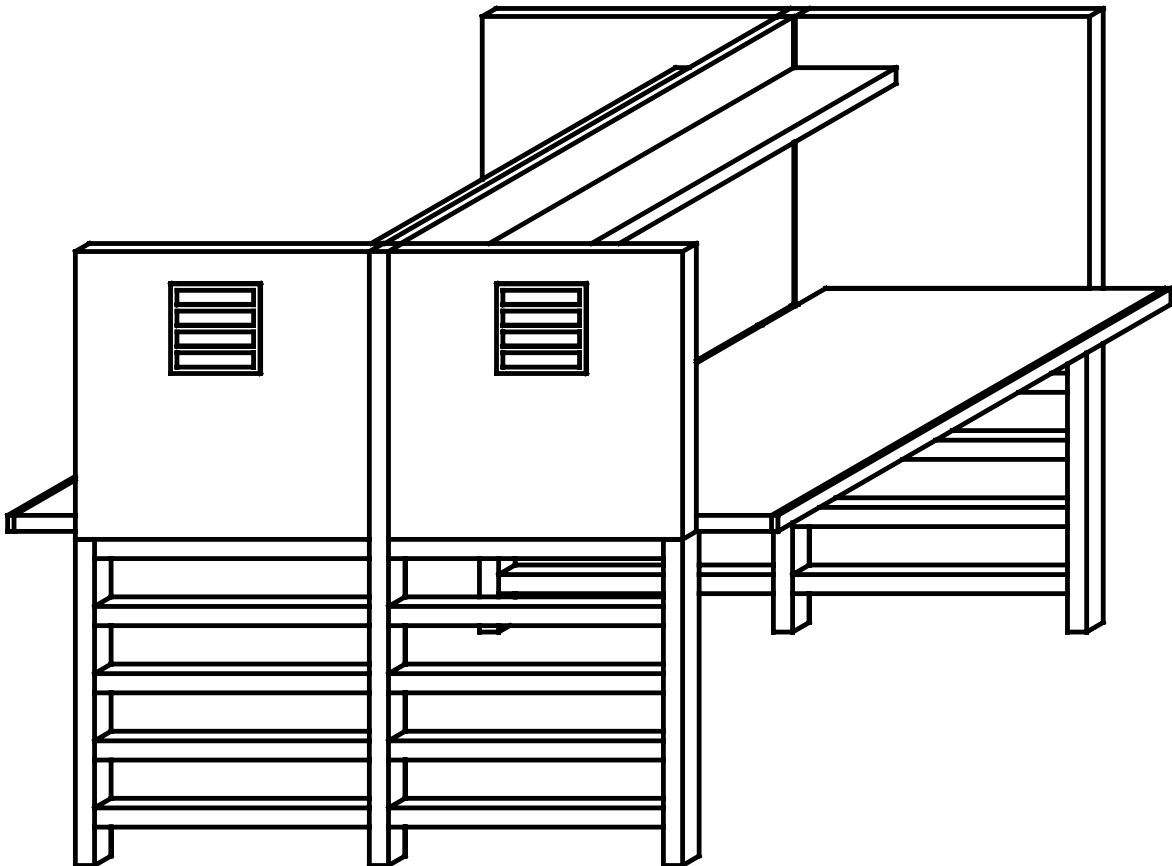
# Options

**OPTIONS** ROMAN GRID DOUBLE FACED CARREL 38", 50" OR 74" WIDE X 61" DEEP X 48" HIGH WITH METAL GRILLS, WOOD PANELS, WORK SURFACES WITH 3/4" THICK X 1 1/4" HIGH SOLID WOOD EDGE BANDED HPL INLAY, 1 1/2" TUBULAR END FRAMES WITH METAL SUPERSTRUCTURE SUPPORTS



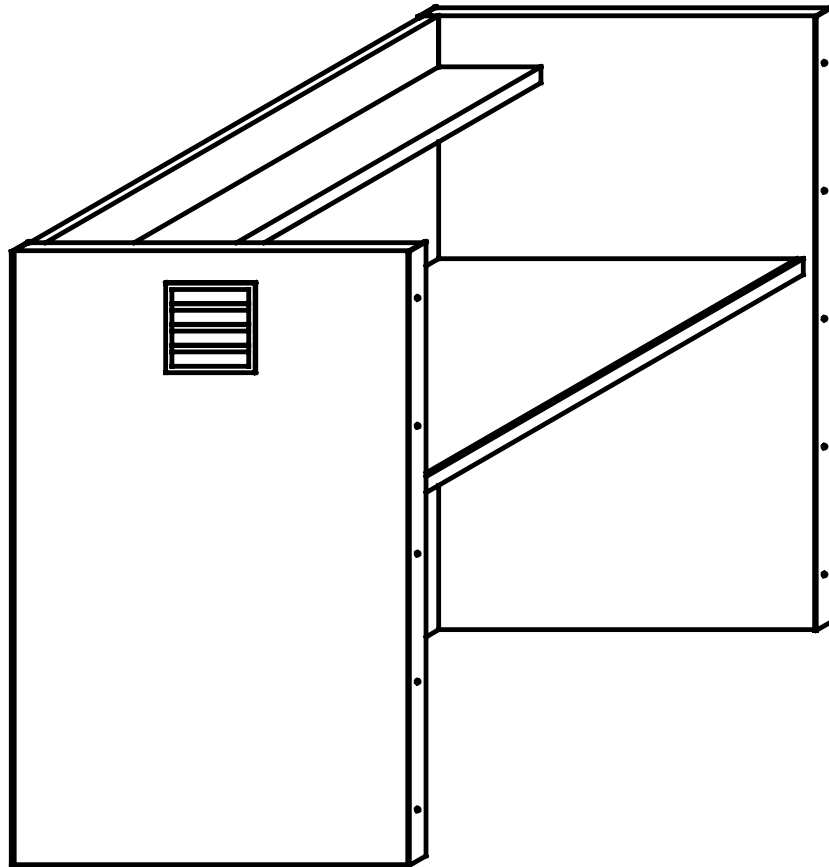
# Options

**OPTIONS HORIZONTAL DOUBLE FACED CARREL 38", 50" OR 74" WIDE X 61" DEEP X 48" HIGH WITH METAL GRILLS, WOOD PANELS, WORK SURFACES WITH 3/4" THICK X 1 1/4" HIGH SOLID WOOD EDGE BANDED HPL INLAY, 1 1/2" TUBULAR END FRAMES WITH METAL SUPERSTRUCTURE SUPPORTS**



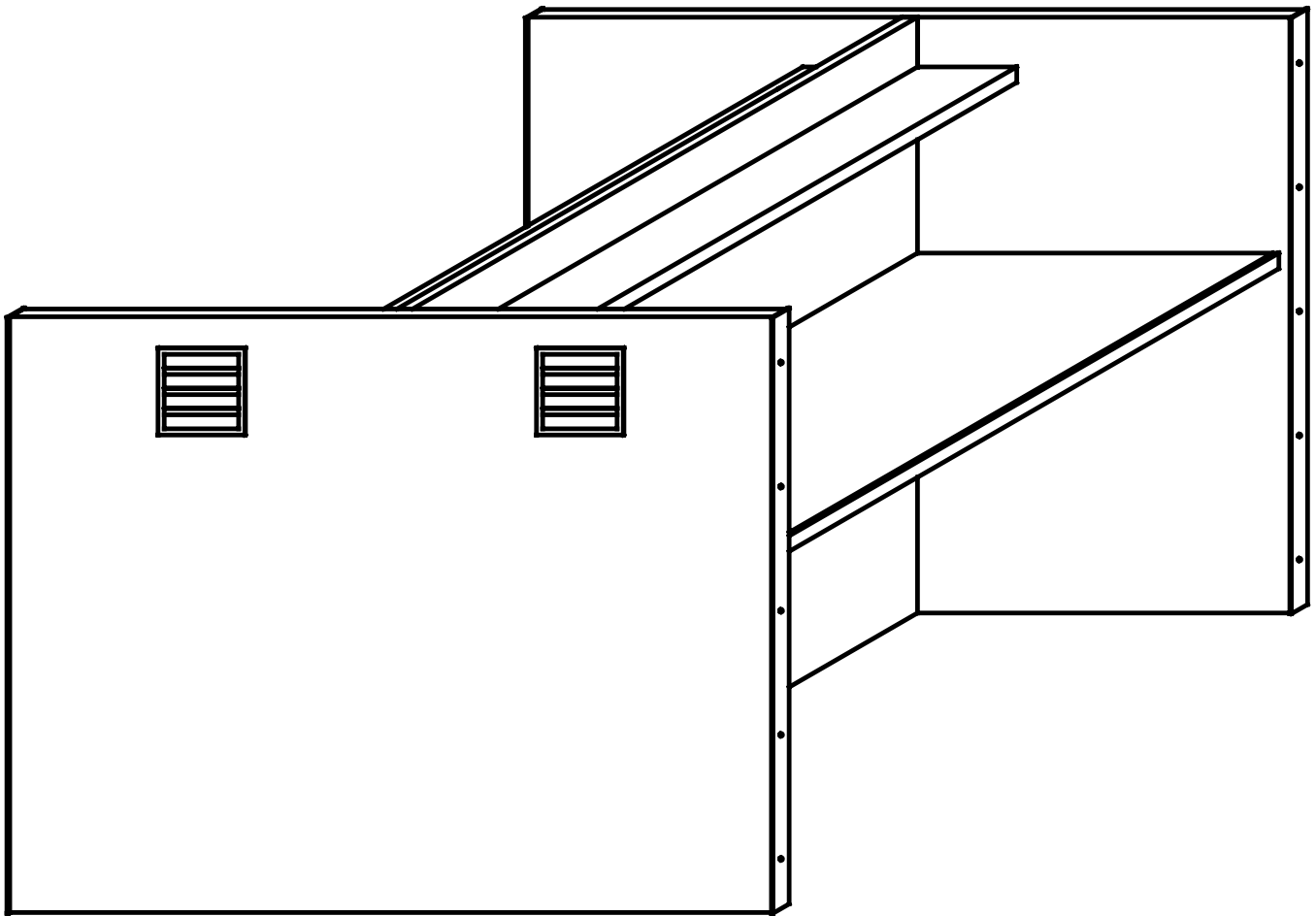
# Options

**OPTIONS II: SINGLE FACED CARREL 38", 50" OR 74" WIDE X 32" DEEP X 48" HIGH, 1 1/4" THICK WOOD PANELS WITH 1/4" THICK EDGE BANDING, WORK SURFACES WITH 3/4" THICK X 1 1/4" HIGH SOLID WOOD EDGE BANDED HPL INLAY, OPTIONS METAL GRILLS**



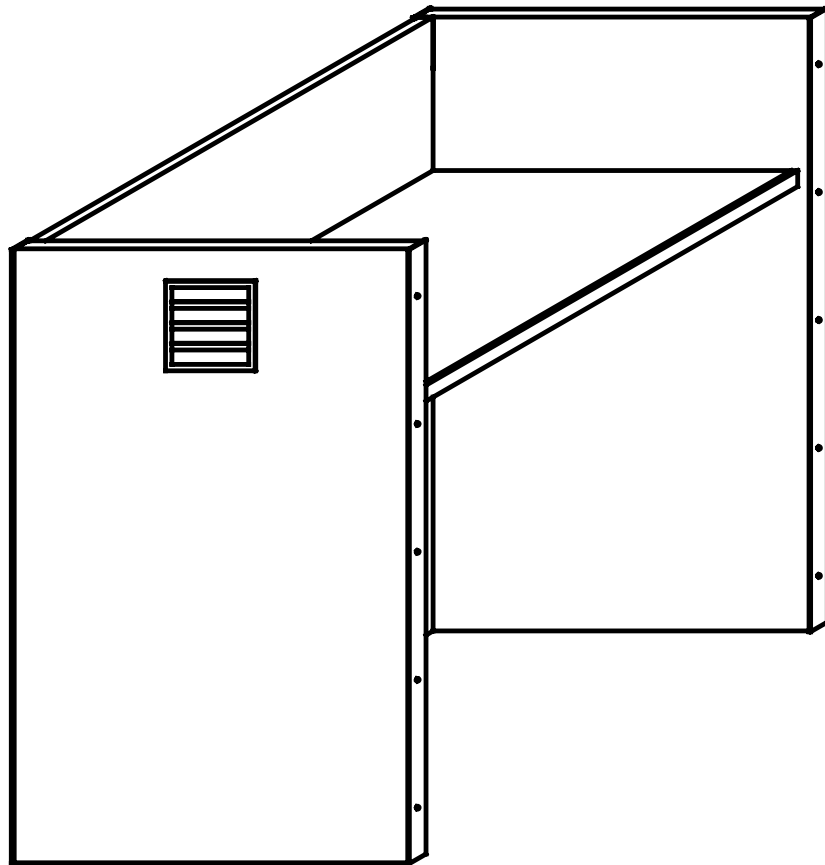
# Options

**OPTIONS II: DOUBLE FACED CARREL 38", 50" OR 74" WIDE X 63" DEEP X 48" HIGH, 1 1/4" THICK WOOD PANELS WITH 1/4" THICK EDGE BANDING, WORK SURFACES WITH 3/4" THICK X 1 1/4" HIGH SOLID WOOD EDGE BANDED HPL INLAY, OPTIONS METAL GRILLS**



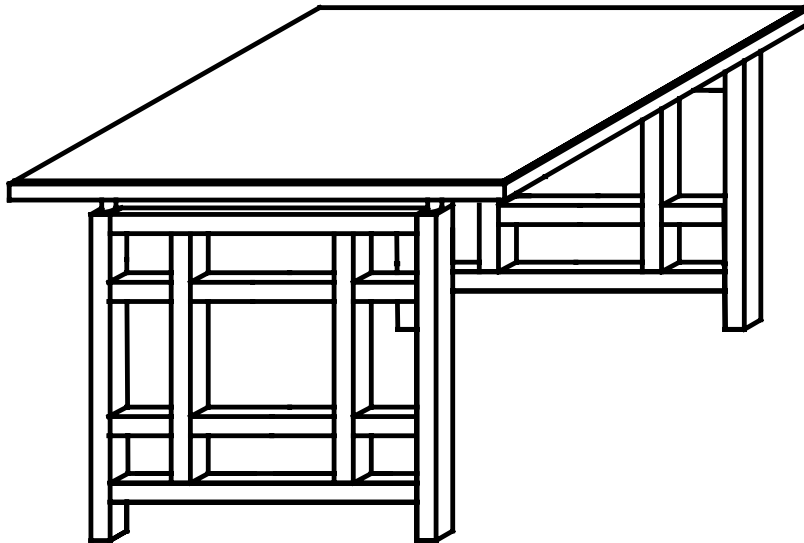
# Options

**OPTIONS II: SINGLE FACED PAC STATION 24", 30", 38", 50" OR 74" WIDE X 32" DEEP X 39" OR 48" HIGH, 1 1/4" THICK WOOD PANELS WITH 1/4" THICK EDGE BANDING, WORK SURFACES WITH 3/4" THICK X 1 1/4" HIGH SOLID WOOD EDGE BANDED HPL INLAY, OPTIONS METAL GRILLS**



# Options

**OPTIONS HATCH OCCASIONAL TABLE 28" SQUARE X 21" HIGH WITH 1 1/4" THICK HPL TOP WITH 3/4" THICK WOOD EDGE BAND AND 1 1/2" TUBULAR END FRAMES WITH METAL SUPERSTRUCTURE SUPPORTS**





# Options

**OPTIONS VERTICAL OR HORIZONTALS END PANELS 1" THICK WITH WOOD VENEERS & 1/4" SOLID EDGE BANDING, 1 1/4" WIDE METAL END CAPS AND DECORATIVE METAL GRILLS**

## **HORIZONTAL END PANELS**

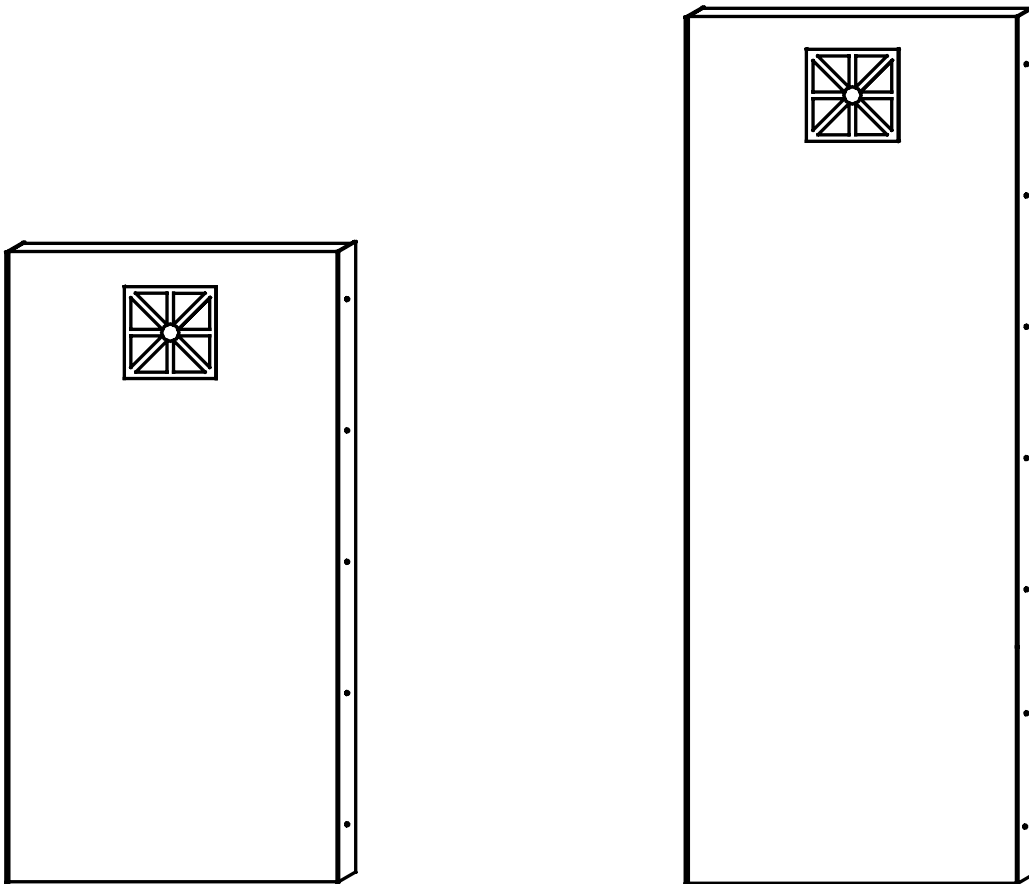
## **VERTICAL END PANELS**



# Options

OPTIONS ROMAN GRID END PANELS 1" THICK WITH WOOD VENEERS & 1/4" SOLID EDGE BANDING, 1 1/4" WIDE METAL END CAPS AND DECORATIVE METAL GRILLS

## ROMAN GRID END PANELS



# Options

**OPTIONS ROMAN GRID BENCH 60" WIDE X 18" DEEP  
X 18" HIGH WITH UPHOLSTERED SEAT AND 1 1/2" TUBULAR END  
FRAMES WITH METAL SUPERSTRUCTURE  
SUPPORTS**

